


COMPARISON OF FY17 AND FY18 AWARDS RECEIVED



**WINSTON-SALEM STATE UNIVERSITY
AWARDS RECEIVED BY
SCHOOLS/COLLEGE/UNITS
MONTH OF AUGUST 2017**

COLLEGE/SCHOOLS/UNITS	CURRENT MONTH		CUMULATIVE FISCAL YEAR TO DATE JULY 1, 2017 - AUGUST 31, 2017		
	NUMBER	AMOUNT	NUMBER	AMOUNT	% Of Total
THE COLLEGE OF WINSTON SALEM STATE UNIV	4	\$179,185.00	7	\$522,569.00	49.06%
SCHOOL OF HEALTH SCIENCES	2	\$11,534.00	5	\$81,534.00	9.66%
ADMINISTRATIVE UNITS	0	\$0.00	1	\$239,997.00	28.43%
Total	6	\$190,719.00	13	\$844,100.00	87%

FISCAL YEAR 2017

MONTH OF AUGUST 2016

NUMBER	10
AMOUNT	\$1,361,608.00

CUMULATIVE FY COMPARISON (JULY 1, 2016 - AUGUST 31, 2016)

NUMBER	13
AMOUNT	\$2,454,123.00

FY TOTALS (JULY 1, 2016 - JUNE 30, 2017)

NUMBER	51
AMOUNT	\$10,848,595.00

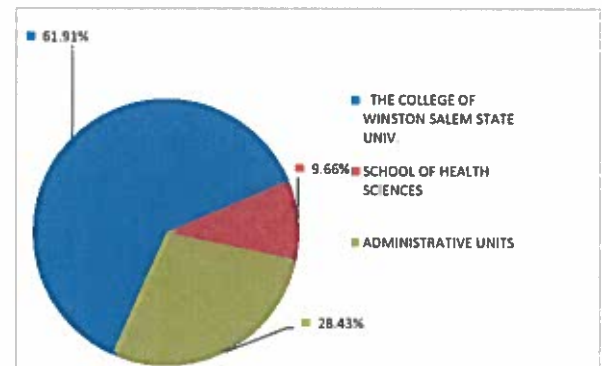
FISCAL YEAR 2018

JULY 1, 2017 - AUGUST 31, 2017

NUMBER	13
AMOUNT	\$844,100.00

**Note: Percent Change in Dollar
Amount Received From Last
Year -65.60%**

**Note: Percent Change in
Number of Awards Received
From Last Year 0.00%**



**WINSTON-SALEM STATE UNIVERSITY
AWARDS RECEIVED BY DEPARTMENTS/UNITS
MONTH OF AUGUST, 2017**

DEPARTMENT/UNITS	CURRENT MONTH		CUMULATIVE FISCAL YEAR TO DATE JULY 1, 2017- AUGUST 31, 2017	
	NUMBER	AMOUNT	NUMBER	AMOUNT
THE COLLEGE OF WINSTON SALEM STATE UNIVERSITY				
Office of the Dean	0	\$0.00	0	\$0.00
Center for Design and Innovation (CDI)	0	\$0.00	0	\$0.00
International Programs	0	\$0.00	0	\$0.00
TOTAL	0	\$0.00	0	\$0.00
ARTS & HUMANITIES DEPARTMENTS				
Art & Visual Studies	0	\$0.00	0	\$0.00
English	0	\$0.00	0	\$0.00
Liberal Studies	0	\$0.00	0	\$0.00
Music	0	\$0.00	0	\$0.00
World Languages and Cultures	0	\$0.00	0	\$0.00
Diggs Gallery	0	\$0.00	0	\$0.00
TOTAL	0	\$0.00	0	\$0.00
BUSINESS DEPARTMENTS				
Accounting & Management Information Systems	0	\$0.00	0	\$0.00
Economics and Finance	0	\$0.00	0	\$0.00
Management and Marketing	0	\$0.00	0	\$0.00
Center for Economic Analysis	0	\$0.00	0	\$0.00
Center for Entrepreneurship	0	\$0.00	0	\$0.00
Center for Excellence in Financial Services	0	\$0.00	0	\$0.00
Small Business Technology Development Center (SBTDC)	0	\$0.00	0	\$0.00
TOTAL	0	\$0.00	0	\$0.00
EDUCATION DEPARTMENTS				
Education	0	\$0.00	0	\$0.00
Health & Physical Education and Sports Studies	0	\$0.00	0	\$0.00
Human Service Studies	0	\$0.00	0	\$0.00
Mathematics, Science and Technology Education	0	\$0.00	0	\$0.00
Maya Angelou Institute	0	\$0.00	0	\$0.00
TOTAL	0	\$0.00	0	\$0.00
NATURAL AND PHYSICAL SCIENCES				
Biological Sciences	2	\$19,185.00	2	\$19,185.00
Chemistry	0	\$0.00	0	\$0.00
Computer Science	2	\$160,000.00	3	\$393,827.00
Mathematics	0	\$0.00	0	\$0.00
Biomedical Research and Infrastructure Center (BRIC)	0	\$0.00	1	\$1,088.00
TOTAL	4	\$179,185.00	6	\$414,100.00
SOCIAL SCIENCES DEPARTMENTS				
Behavioral Sciences	0	\$0.00	0	\$0.00
Communication and Media Studies	0	\$0.00	1	\$108,469.00
History, Politics and Social Justice	0	\$0.00	0	\$0.00
Psychological Sciences	0	\$0.00	0	\$0.00
Center for Community Safety	0	\$0.00	0	\$0.00
TOTAL	0	\$0.00	1	\$108,469.00
SCHOOL OF HEALTH SCIENCES				
Office of the Dean	0	\$0.00	0	\$0.00
Center of Excellence for the Elimination of Health Disparities	0	\$0.00	0	\$0.00
Clinical Laboratory Science	0	\$0.00	0	\$0.00
Exercise Physiology	0	\$0.00	1	\$50,000.00
Healthcare Management	0	\$0.00	0	\$0.00
Nursing	0	\$0.00	1	\$10,000.00
Occupational Therapy	0	\$0.00	0	\$0.00
Physical Therapy	2	\$11,534.00	2	\$11,534.00
Rehabilitation Counseling	0	\$0.00	1	\$10,000.00
TOTAL	2	\$11,534.00	5	\$81,534.00

**WINSTON-SALEM STATE UNIVERSITY
AWARDS RECEIVED BY DEPARTMENTS/UNITS
MONTH OF AUGUST, 2017**

DEPARTMENT/UNITS	CURRENT MONTH		CUMULATIVE FISCAL YEAR TO DATE JULY 1, 2017- AUGUST 31, 2017	
	NUMBER	AMOUNT	NUMBER	AMOUNT
ADMINISTRATIVE UNITS				
OFFICE OF THE CHANCELLOR	0	\$0.00	0	\$0.00
Athletics	0	\$0.00	0	\$0.00
TOTAL	0	\$0.00	0	\$0.00
ACADEMIC AFFAIRS				
Office of the Provost	0	\$0.00	0	\$0.00
Simon G. Atkins Community Development Center	0	\$0.00	0	\$0.00
C.G. O'Kelly Library	0	\$0.00	0	\$0.00
Enrollment Management (Admissions, Financial Aid, Regist	0	\$0.00	0	\$0.00
Information Technology	0	\$0.00	0	\$0.00
Institutional Planning, Assessment & Research	0	\$0.00	0	\$0.00
Title III	0	\$0.00	0	\$0.00
Undergraduate Research	0	\$0.00	0	\$0.00
University College and Lifelong Learning (UCaLL)	0	\$0.00	0	\$0.00
Student Support Services	0	\$0.00	1	\$239,997.00
TOTAL	0	\$0.00	1	\$239,997.00
STUDENT AFFAIRS				
Office of the Vice Chancellor	0	\$0.00	0	\$0.00
Counseling Services	0	\$0.00	0	\$0.00
Student Health Services	0	\$0.00	0	\$0.00
TOTAL	0	\$0.00	0	\$0.00
FINANCE ADMINISTRATION				
Office of the Vice Chancellor	0	\$0.00	0	\$0.00
Campus Police	0	\$0.00	0	\$0.00
Facilities Planning and Engineering	0	\$0.00	0	\$0.00
TOTAL	0	\$0.00	0	\$0.00
GRAND TOTALS	6	\$190,719.00	13	\$844,100.00

**WINSTON-SALEM STATE
UNIVERSITY
AWARDS RECEIVED BY SPONSOR
MONTH OF AUGUST 2017**

CURRENT MONTH

**CUMULATIVE FISCAL YEAR TO DATE
JULY 1, 2017 - AUGUST 31, 2017**

SPONSOR	NUMBER	AMOUNT	NUMBER	AMOUNT	% OF TOTAL
FEDERAL	1	\$2,000.00	4	\$476,912.00	56%
FOUNDATION	0	\$0.00	0	\$0.00	0%
STATE OF NORTH CAROLINA	0	\$0.00	0	\$0.00	0%
NC LOCAL GOVERNMENT	0	\$0.00	0	\$0.00	0%
BUSINESS & INDUSTRY	0	\$0.00	0	\$0.00	0%
COLLEGES & UNIVERSITIES	5	\$188,719.00	6	\$238,719.00	28%
OTHER AGENCIES	0	\$0.00	3	\$128,469.00	15%
GRAND TOTALS	6	\$190,719.00	13	\$844,100.00	100%

**WINSTON-SALEM STATE UNIVERSITY
AWARDS RECEIVED BY SPONSOR
MONTH OF AUGUST 2017**

CURRENT MONTH

CUMULATIVE FISCAL YEAR TO DATE
JULY 1, 2017 - AUGUST 31, 2017

SPONSOR	NUMBER	AMOUNT	NUMBER	AMOUNT
FEDERAL				
Dept of the Army	0	\$0.00	0	\$0.00
Dept of Commerce - Economic Development Administration	0	\$0.00	0	\$0.00
Dept of Defense - Army	0	\$0.00	0	\$0.00
Dept of Education	0	\$0.00	0	\$0.00
Dept of Health and Human Services (HHS)	0	\$0.00	0	\$0.00
HHS-Centers for Disease Control and Prevention (CDC)	0	\$0.00	0	\$0.00
HHS-Health Resources & Services Administration (HRSA)	0	\$0.00	0	\$0.00
HHS-Administration for Children and Families (ACF)	0	\$0.00	0	\$0.00
HHS-Office of Women Health (OWH)	0	\$0.00	0	\$0.00
HHS - Substance Abuse and Mental Health Services Administration (SAMHSA)	0	\$0.00	1	\$239,997.00
National Institutes of Health (NIH)	0	\$0.00	0	\$0.00
(NIH) Eunice Kennedy Shriver National Institutes of Child Health & Human Development	0	\$0.00	0	\$0.00
(NIH) National Cancer Institute	0	\$0.00	0	\$0.00
(NIH) National Ctr on Minority Health&Health Disparities	0	\$0.00	0	\$0.00
(NIH) National Institute of Mental Health	0	\$0.00	0	\$0.00
(NIH) National Institute of Nursing Research	0	\$0.00	0	\$0.00
(NIH) National Heart, Lung & Blood Institute	0	\$0.00	0	\$0.00
(NIH) National Institute of Child Health and Human Dev.	0	\$0.00	0	\$0.00
(NIH) National Instit.of General Medical Sci.(NIGMS)	0	\$0.00	1	\$1,088.00
(NIH) John E. Fogarty International Center	0	\$0.00	0	\$0.00
(NIH) Office of Research Integrity	0	\$0.00	0	\$0.00
Centers for Medicare & Medicaid Services (CMS)	0	\$0.00	0	\$0.00
Dept of Interior	0	\$0.00	0	\$0.00
Dept of Justice	0	\$0.00	0	\$0.00
Dept of Transportation	0	\$0.00	0	\$0.00
Housing and Urban Development (HUD)	0	\$0.00	0	\$0.00
National Science Foundation (NSF)	0	\$0.00	1	\$233,827.00
US Fish and Wildlife Service	1	\$2,000.00	1	\$2,000.00
USDA National Institute of Food and Agriculture (NIFA)	0	\$0.00	0	\$0.00
TOTAL	1	\$2,000.00	4	\$476,912.00
FOUNDATION				
	0	\$0.00	0	\$0.00
TOTAL	0	\$0.00	0	\$0.00
STATE OF NORTH CAROLINA				
	0	\$0.00	0	\$0.00
TOTAL	0	\$0.00	0	\$0.00
NC LOCAL				
	0	\$0.00	0	\$0.00
TOTAL	0	\$0.00	0	\$0.00
BUSINESS & INDUSTRY				
	0	\$0.00	0	\$0.00
TOTAL	0	\$0.00	0	\$0.00

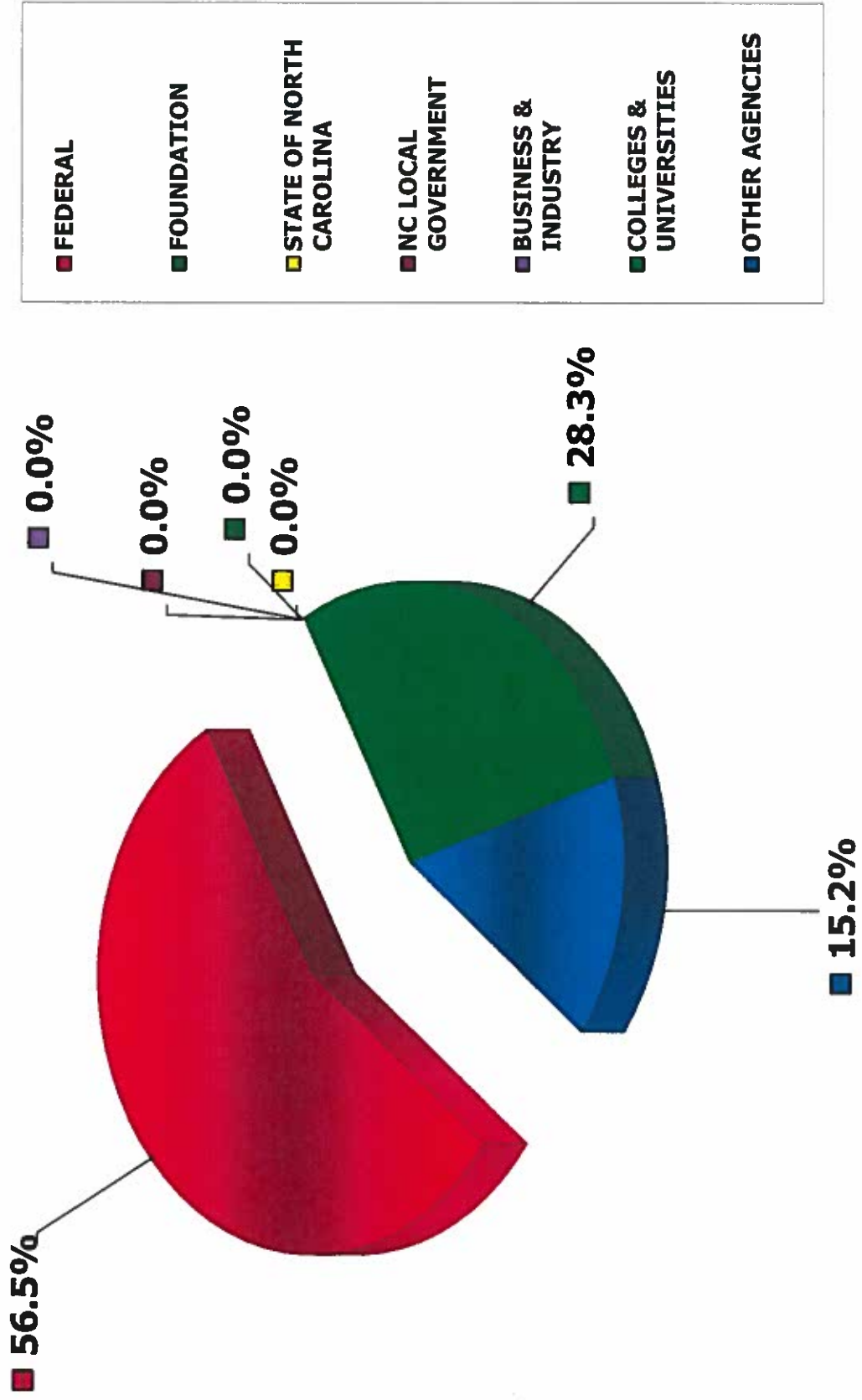
**WINSTON-SALEM STATE UNIVERSITY
AWARDS RECEIVED BY SPONSOR
MONTH OF AUGUST 2017**

CURRENT MONTH

**CUMULATIVE FISCAL YEAR TO DATE
JULY 1, 2017 - AUGUST 31, 2017**

SPONSOR	NUMBER	AMOUNT	NUMBER	AMOUNT
COLLEGES & UNIVERSITIES				
Morehouse College School of Medicine	0	\$0.00	1	\$50,000.00
North Carolina State University	1	\$10,000.00	1	\$10,000.00
University of Florida	1	\$150,000.00	1	\$150,000.00
Wake Forest Baptist Medical Center Clinical and Translational Science Institute (CTSI)	1	\$5,000.00	1	\$5,000.00
Wake Forest University Health Sciences	2	\$23,719.00	2	\$23,719.00
	5	\$188,719.00	6	\$238,719.00
OTHER AGENCIES				
Alabama State Government	0	\$0.00	1	\$10,000.00
Corporation for Public Broadcasting	0	\$0.00	1	\$108,469.00
Northwest Area Health Education Center (AHEC)	0	\$0.00	1	\$10,000.00
	0	\$0.00	3	\$128,469.00
GRAND TOTALS	6	\$190,719.00	13	\$844,100.00

WINSTON-SALEM STATE UNIVERSITY CUMULATIVE AWARDS RECEIVED BY SPONSOR AS OF AUGUST 31, 2017



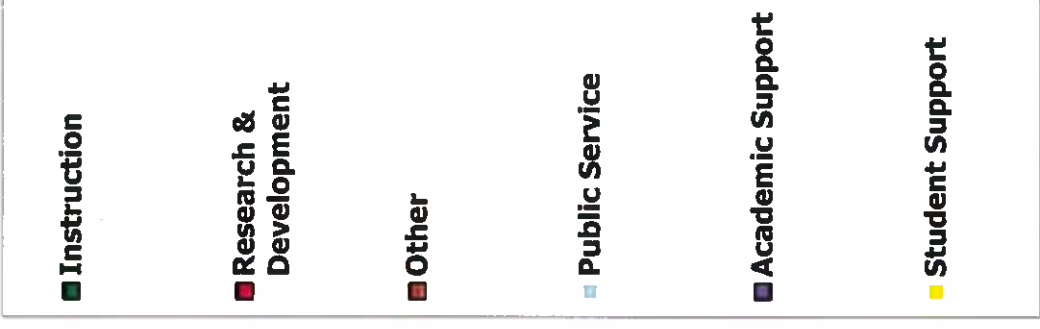
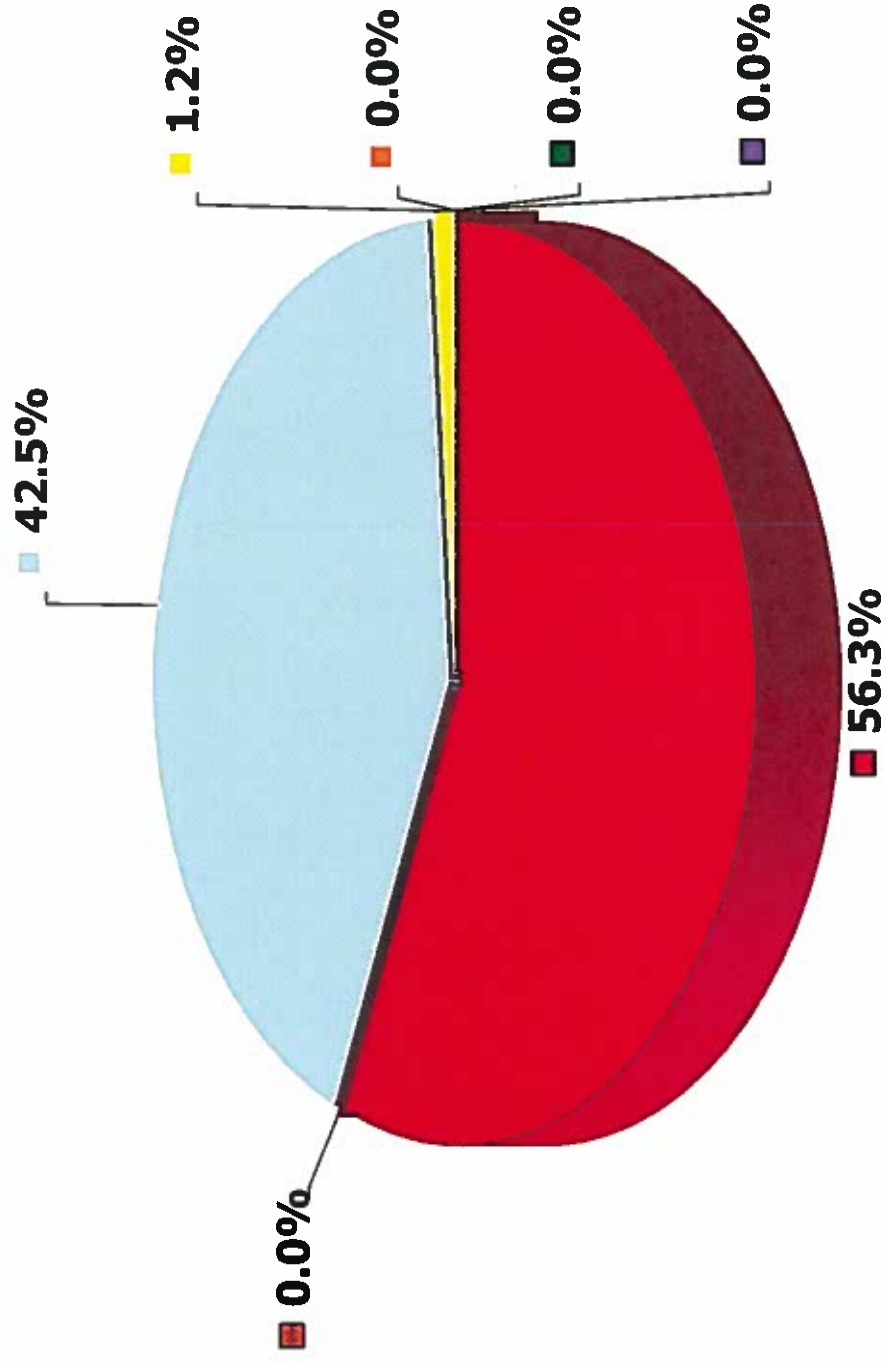
**WINSTON-SALEM STATE UNIVERSITY
AWARDS RECEIVED BY CATEGORY
MONTH OF AUGUST 2017**

CURRENT MONTH

**CUMULATIVE FISCAL YEAR TO DATE
JULY 1, 2017 - AUGUST 31, 2017**

CATEGORY	NUMBER	AMOUNT	CUMULATIVE	AMOUNT	% OF TOTAL
Instruction	0	\$0.00	0	\$0.00	0.00%
Research & Development	6	\$190,719.00	9	\$475,634.00	56.35%
Other	0	\$0.00	0	\$0.00	0.00%
Public Service	0	\$0.00	3	\$358,466.00	42.47%
Academic Support	0	\$0.00	0	\$0.00	0.00%
Student Support	0	\$0.00	1	\$10,000.00	1.18%
Student Services	0	\$0.00	0	\$0.00	0.00%
TOTALS	6	\$190,719.00	13	\$844,100.00	100.00%

WINSTON-SALEM STATE UNIVERSITY
 CUMULATIVE AWARDS RECEIVED BY CATEGORY
 AS OF AUGUST 2017



RAMSeS
Month of August 2017
Awards Report

PROJ#	TITLE	PI	CO PI	SPONSOR	DEPT/UNIT/ CENTER	BEG DATE	END DATE	AWD AMT	TYPE
13-0038	Institute for African-American Mentoring in Computing Sciences (IAAMCS)	Jones, Elva		University of Florida	Computer Science	5/1/2013	4/30/2018	\$150,000.00	RESEARCH & DEVELOPMENT
17-0072	MS Yoga	Migliarese, Sara		Wake Forest Baptist Medical Center Clinical and Translational Science Institute (CTSI)	Physical Therapy	1/2/2018	6/30/2018	\$5,000.00	RESEARCH & DEVELOPMENT
18-0004	North Carolina Space Grant	Jones, Elva		North Carolina State University (NCSU)	Computer Science	7/1/2015	4/30/2018	\$10,000.00	RESEARCH & DEVELOPMENT
17-0002	Subtractive Volume Estimation: New Advanced Methods for Colony Size Estimation	Hristov, Nickolay	Allen, Louise	DOI US Fish and Wildlife Service	Biological Sciences	8/1/2016	7/31/2018	\$2,000.00	RESEARCH & DEVELOPMENT
13-0020	WSSU Life Sciences IRACDA	Harp, Jill	Overholt, Jeffrey; Bhat, Manju;	Wake Forest University Health Sciences	Biological Sciences	7/1/2013	6/30/2018	\$17,185.00	RESEARCH & DEVELOPMENT
13-0017	WSSU Post-Doctoral Research, Instruction, Mentoring Experiences	Millar, Audrey	Foxworth, Judy; Smith, Nancy;	Wake Forest University Health Sciences	Physical Therapy	9/1/2013	6/30/2017	\$6,534.00	RESEARCH & DEVELOPMENT
							Total:	\$190,719.00	