


**COMPARISON OF FY17 AND FY18 AWARDS RECEIVED**



**WINSTON-SALEM STATE UNIVERSITY  
AWARDS RECEIVED BY  
SCHOOLS/COLLEGE/UNITS  
MONTH OF FEBRUARY 2018**

COLLEGE/SCHOOLS/UNITS	CURRENT MONTH		CUMULATIVE FISCAL YEAR TO DATE JULY 1, 2017 - FEBRUARY 28, 2018		
	NUMBER	AMOUNT	NUMBER	AMOUNT	% Of Total
THE COLLEGE OF WINSTON SALEM STATE UNIV	2	\$612,790.00	17	\$2,447,535.00	24.82%
SCHOOL OF HEALTH SCIENCES	0	\$0.00	12	\$1,045,187.00	11.09%
ADMINISTRATIVE UNITS	0	\$0.00	6	\$5,930,755.00	62.94%
<b>Total</b>	<b>2</b>	<b>\$612,790.00</b>	<b>35</b>	<b>\$9,423,477.00</b>	<b>99%</b>

**FISCAL YEAR 2017**

MONTH OF FEBRUARY 2017

NUMBER	3
AMOUNT	\$427,959.00

CUMULATIVE FY COMPARISON (JULY 1, 2016 - FEBRUARY 28, 2017)

NUMBER	30
AMOUNT	\$9,118,703.00

FY TOTALS (JULY 1, 2016 - JUNE 30, 2017)

NUMBER	51
AMOUNT	\$10,848,595.00

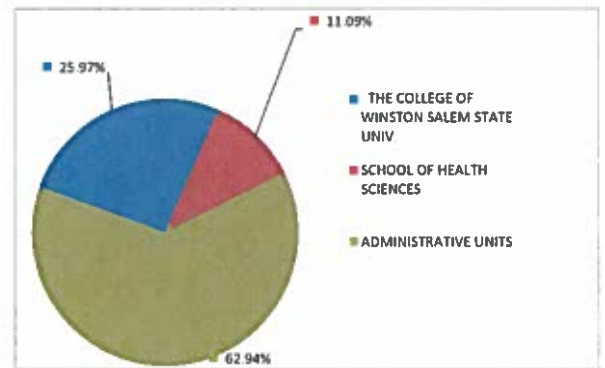
**FISCAL YEAR 2018**

JULY 1, 2017 - FEBRUARY 28, 2018

NUMBER	35
AMOUNT	\$9,423,477.00

Note: Percent Change in Dollar Amount Received From Last Year **3.34%**

Note: Percent Change in Number of Awards Received From Last Year **16.67%**



**WINSTON-SALEM STATE UNIVERSITY  
AWARDS RECEIVED BY DEPARTMENTS/UNITS  
MONTH OF FEBRUARY 2018**

DEPARTMENT/UNITS	CURRENT MONTH		CUMULATIVE FISCAL YEAR TO DATE JULY 1, 2017- FEBRUARY 28, 2018	
	NUMBER	AMOUNT	NUMBER	AMOUNT
<b>THE COLLEGE OF WINSTON SALEM STATE UNIVERSITY</b>				
Office of the Dean	0	\$0.00	0	\$0.00
Center for Design and Innovation (CDI)	0	\$0.00	1	\$85,000.00
International Programs	0	\$0.00	0	\$0.00
<b>TOTAL</b>	<b>0</b>	<b>\$0.00</b>	<b>1</b>	<b>\$85,000.00</b>
<b>ARTS &amp; HUMANITIES DEPARTMENTS</b>				
Art & Visual Studies	0	\$0.00	0	\$0.00
English	0	\$0.00	0	\$0.00
Liberal Studies	0	\$0.00	0	\$0.00
Music	0	\$0.00	0	\$0.00
World Languages and Cultures	0	\$0.00	0	\$0.00
Diggs Gallery	0	\$0.00	0	\$0.00
<b>TOTAL</b>	<b>0</b>	<b>\$0.00</b>	<b>0</b>	<b>\$0.00</b>
<b>BUSINESS DEPARTMENTS</b>				
Accounting & Management Information Systems	0	\$0.00	0	\$0.00
Economics and Finance	0	\$0.00	0	\$0.00
Management and Marketing	0	\$0.00	0	\$0.00
Center for Economic Analysis	0	\$0.00	0	\$0.00
Center for Entrepreneurship	0	\$0.00	0	\$0.00
Center for Excellence in Financial Services	0	\$0.00	0	\$0.00
Center for Study of Economic Mobility	0	\$0.00	1	\$473,200.00
Small Business Technology Development Center (SBTDC)	0	\$0.00	2	\$253,976.00
<b>TOTAL</b>	<b>0</b>	<b>\$0.00</b>	<b>3</b>	<b>\$727,176.00</b>
<b>EDUCATION DEPARTMENTS</b>				
Education	0	\$0.00	0	\$0.00
Health & Physical Education and Sports Studies	0	\$0.00	2	\$475,000.00
Human Service Studies	0	\$0.00	0	\$0.00
Mathematics, Science and Technology Education	0	\$0.00	0	\$0.00
Maya Angelou Institute	0	\$0.00	0	\$0.00
<b>TOTAL</b>	<b>0</b>	<b>\$0.00</b>	<b>2</b>	<b>\$475,000.00</b>
<b>NATURAL AND PHYSICAL SCIENCES</b>				
Biological Sciences	0	\$0.00	2	\$19,185.00
Chemistry	0	\$0.00	1	\$10,000.00
Computer Science	0	\$0.00	4	\$408,827.00
Mathematics	1	\$1,000.00	1	\$1,000.00
Biomedical Research and Infrastructure Center (BRIC)	1	\$611,790.00	2	\$612,878.00
<b>TOTAL</b>	<b>2</b>	<b>\$612,790.00</b>	<b>10</b>	<b>\$1,051,890.00</b>
<b>SOCIAL SCIENCES DEPARTMENTS</b>				
Behavioral Sciences	0	\$0.00	0	\$0.00
Communication and Media Studies	0	\$0.00	1	\$108,469.00
History, Politics and Social Justice	0	\$0.00	0	\$0.00
Psychological Sciences	0	\$0.00	0	\$0.00
Center for Community Safety	0	\$0.00	0	\$0.00
<b>TOTAL</b>	<b>0</b>	<b>\$0.00</b>	<b>1</b>	<b>\$108,469.00</b>
<b>SCHOOL OF HEALTH SCIENCES</b>				
Office of the Dean	0	\$0.00	1	\$416,666.00
Center of Excellence for the Elimination of Health Disparities	0	\$0.00	2	\$182,836.00
Clinical Laboratory Science	0	\$0.00	0	\$0.00
Exercise Physiology	0	\$0.00	1	\$50,000.00
Healthcare Management	0	\$0.00	0	\$0.00
Nursing	0	\$0.00	3	\$25,000.00
Occupational Therapy	0	\$0.00	0	\$0.00
Physical Therapy	0	\$0.00	2	\$11,534.00
Rehabilitation Counseling	0	\$0.00	3	\$359,151.00
<b>TOTAL</b>	<b>0</b>	<b>\$0.00</b>	<b>12</b>	<b>\$1,045,187.00</b>

**WINSTON-SALEM STATE UNIVERSITY  
AWARDS RECEIVED BY DEPARTMENTS/UNITS  
MONTH OF FEBRUARY 2018**

DEPARTMENT/UNITS	CURRENT MONTH		CUMULATIVE FISCAL YEAR TO DATE JULY 1, 2017- FEBRUARY 26, 2018	
	NUMBER	AMOUNT	NUMBER	AMOUNT
<b>ADMINISTRATIVE UNITS</b>				
<b>OFFICE OF THE CHANCELLOR</b>	0	\$0.00	0	\$0.00
Athletics	0	\$0.00	0	\$0.00
<b>TOTAL</b>	<b>0</b>	<b>\$0.00</b>	<b>0</b>	<b>\$0.00</b>
<b>ACADEMIC AFFAIRS</b>				
Office of the Provost	0	\$0.00	0	\$0.00
Simon G. Atkins Community Development Center	0	\$0.00	0	\$0.00
C.G. O'Kelly Library	0	\$0.00	0	\$0.00
Enrollment Management (Admissions, Financial Aid, Regist	0	\$0.00	0	\$0.00
Information Technology	0	\$0.00	0	\$0.00
Institutional Planning, Assessment & Research	0	\$0.00	0	\$0.00
Title III	0	\$0.00	2	\$5,391,076.00
Undergraduate Research	0	\$0.00	1	\$14,500.00
University College and Lifelong Learning (UCaLL)	0	\$0.00	0	\$0.00
Student Support Services	0	\$0.00	1	\$255,182.00
<b>TOTAL</b>	<b>0</b>	<b>\$0.00</b>	<b>4</b>	<b>\$5,660,758.00</b>
<b>STUDENT AFFAIRS</b>				
Office of the Vice Chancellor	0	\$0.00	0	\$0.00
Counseling Services	0	\$0.00	0	\$0.00
Student Health Services	0	\$0.00	1	\$239,997.00
<b>TOTAL</b>	<b>0</b>	<b>\$0.00</b>	<b>1</b>	<b>\$239,997.00</b>
<b>FINANCE ADMINISTRATION</b>				
Office of the Vice Chancellor	0	\$0.00	0	\$0.00
Campus Police	0	\$0.00	0	\$0.00
Facilities Planning and Engineering	0	\$0.00	1	\$30,000.00
<b>TOTAL</b>	<b>0</b>	<b>\$0.00</b>	<b>1</b>	<b>\$30,000.00</b>
<b>GRAND TOTALS</b>	<b>2</b>	<b>\$612,790.00</b>	<b>35</b>	<b>\$9,423,477.00</b>

**WINSTON-SALEM STATE  
UNIVERSITY  
AWARDS RECEIVED BY SPONSOR  
MONTH OF FEBRUARY 2018**

**CURRENT MONTH**

**CUMULATIVE FISCAL YEAR TO DATE  
JULY 1, 2017 - FEBRUARY 28, 2018**

<b>SPONSOR</b>	<b>NUMBER</b>	<b>AMOUNT</b>	<b>NUMBER</b>	<b>AMOUNT</b>	<b>% OF TOTAL</b>
<b>FEDERAL</b>	<b>1</b>	<b>\$611,790.00</b>	<b>16</b>	<b>\$8,250,613.00</b>	<b>88%</b>
<b>FOUNDATION</b>	<b>0</b>	<b>\$0.00</b>	<b>0</b>	<b>\$0.00</b>	<b>0%</b>
<b>STATE OF NORTH CAROLINA</b>	<b>0</b>	<b>\$0.00</b>	<b>0</b>	<b>\$0.00</b>	<b>0%</b>
<b>NC LOCAL GOVERNMENT</b>	<b>0</b>	<b>\$0.00</b>	<b>0</b>	<b>\$0.00</b>	<b>0%</b>
<b>BUSINESS &amp; INDUSTRY</b>	<b>0</b>	<b>\$0.00</b>	<b>1</b>	<b>\$30,000.00</b>	<b>0%</b>
<b>COLLEGES &amp; UNIVERSITIES</b>	<b>0</b>	<b>\$0.00</b>	<b>13</b>	<b>\$540,195.00</b>	<b>6%</b>
<b>OTHER AGENCIES</b>	<b>1</b>	<b>\$1,000.00</b>	<b>5</b>	<b>\$602,669.00</b>	<b>6%</b>
<b>GRAND TOTALS</b>	<b>2</b>	<b>\$612,790.00</b>	<b>35</b>	<b>\$9,423,477.00</b>	<b>100%</b>

**WINSTON-SALEM STATE UNIVERSITY  
AWARDS RECEIVED BY SPONSOR  
MONTH OF FEBRUARY 2018**

**CURRENT MONTH**

**CUMULATIVE FISCAL YEAR TO DATE  
JULY 1, 2017 - FEBRUARY 28, 2018**

<b>SPONSOR</b>	<b>NUMBER</b>	<b>AMOUNT</b>	<b>NUMBER</b>	<b>AMOUNT</b>
<b>FEDERAL</b>				
Dept of the Army	0	\$0.00	0	\$0.00
Dept of Commerce - Economic Development Administration	0	\$0.00	0	\$0.00
Dept of Defense - Army	0	\$0.00	0	\$0.00
Dept of Education	0	\$0.00	6	\$6,412,075.00
Dept of Health and Human Services (HHS)	0	\$0.00	0	\$0.00
HHS-Centers for Disease Control and Prevention (CDC)	0	\$0.00	0	\$0.00
HHS-Health Resources & Services Administration (HRSA)	0	\$0.00	0	\$0.00
HHS-Administration for Children and Families (ACF)	0	\$0.00	0	\$0.00
HHS-Office of Women Health (OWH)	0	\$0.00	0	\$0.00
HHS - Substance Abuse and Mental Health Services Administration (SAMHSA)	0	\$0.00	1	\$239,997.00
National Institutes of Health (NIH)	0	\$0.00	1	\$179,836.00
(NIH) Eunice Kennedy Shriver National Institutes of Child Health & Human Development	0	\$0.00	0	\$0.00
(NIH) National Cancer Institute	0	\$0.00	0	\$0.00
(NIH) National Ctr on Minority Health&Health Disparities	0	\$0.00	0	\$0.00
(NIH) National Institute of Mental Health	0	\$0.00	0	\$0.00
(NIH) National Institute of Nursing Research	0	\$0.00	0	\$0.00
(NIH) National Heart, Lung & Blood Institute	0	\$0.00	0	\$0.00
(NIH) National Institute of Child Health and Human Dev.	0	\$0.00	0	\$0.00
(NIH) National Instit.of General Medical Sci.(NIGMS)	1	\$611,790.00	2	\$612,878.00
(NIH) John E. Fogarty International Center	0	\$0.00	0	\$0.00
(NIH) Office of Research Integrity	0	\$0.00	0	\$0.00
Centers for Medicare & Medical Services (CMS)	0	\$0.00	1	\$325,000.00
Dept of Interior	0	\$0.00	1	\$85,000.00
Dept of Justice	0	\$0.00	0	\$0.00
Dept of Transportation	0	\$0.00	1	\$10,000.00
Housing and Urban Development (HUD)	0	\$0.00	0	\$0.00
National Science Foundation (NSF)	0	\$0.00	1	\$233,827.00
US Fish and Wildlife Service	0	\$0.00	1	\$2,000.00
US Department of Agriculture	0	\$0.00	1	\$150,000.00
<b>TOTAL</b>	<b>1</b>	<b>\$611,790.00</b>	<b>16</b>	<b>\$8,250,613.00</b>
<b>FOUNDATION</b>				
	0	\$0.00	0	\$0.00
<b>TOTAL</b>	<b>0</b>	<b>\$0.00</b>	<b>0</b>	<b>\$0.00</b>
<b>STATE OF NORTH CAROLINA</b>				
	0	\$0.00	0	\$0.00
<b>TOTAL</b>	<b>0</b>	<b>\$0.00</b>	<b>0</b>	<b>\$0.00</b>
<b>NC LOCAL</b>				
	0	\$0.00	0	\$0.00
<b>TOTAL</b>	<b>0</b>	<b>\$0.00</b>	<b>0</b>	<b>\$0.00</b>
<b>BUSINESS &amp; INDUSTRY</b>				
Home Depot	0	\$0.00	1	\$30,000.00
<b>TOTAL</b>	<b>0</b>	<b>\$0.00</b>	<b>1</b>	<b>\$30,000.00</b>

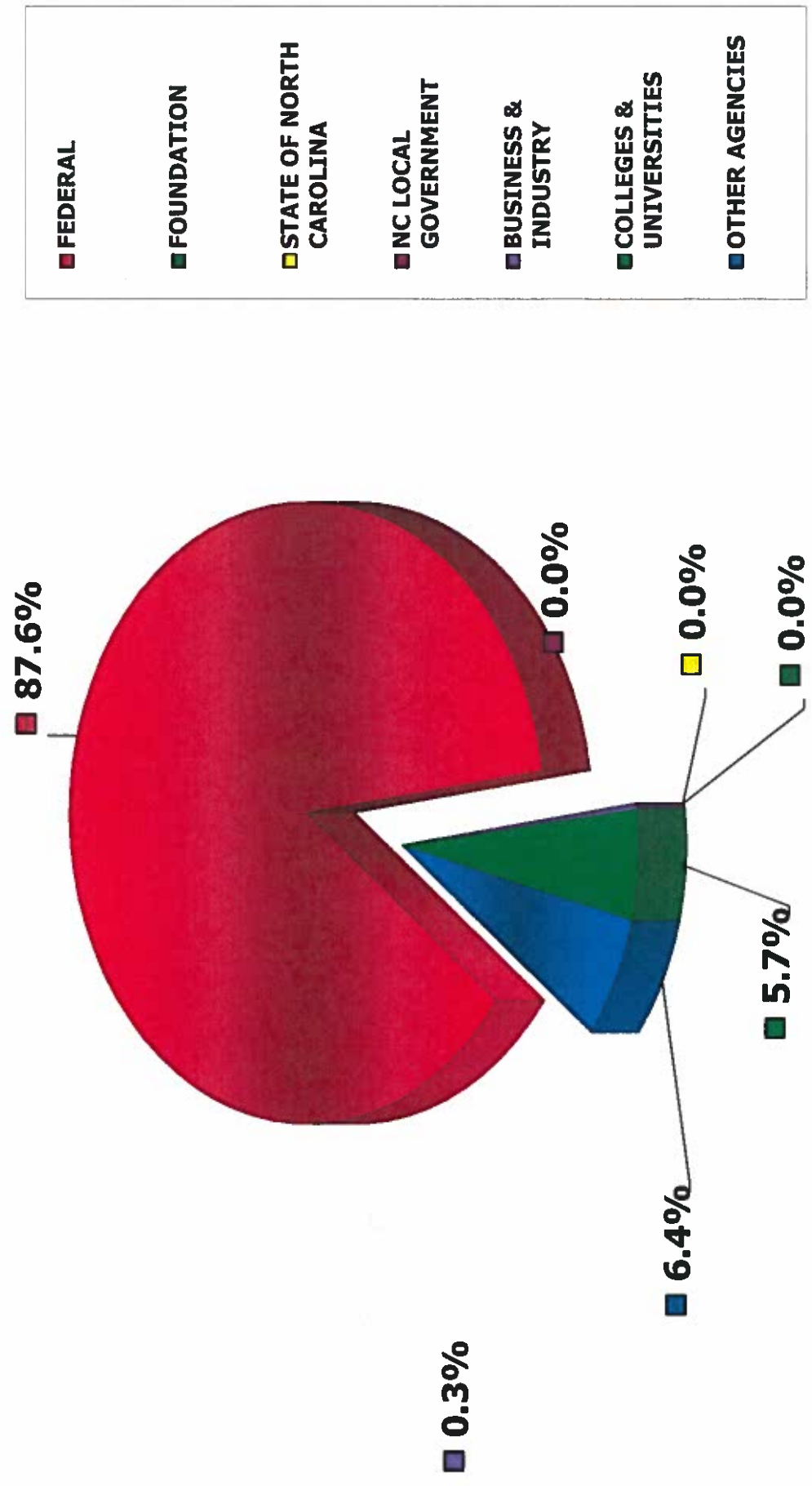
**WINSTON-SALEM STATE UNIVERSITY  
AWARDS RECEIVED BY SPONSOR  
MONTH OF FEBRUARY 2018**

**CURRENT MONTH**

**CUMULATIVE FISCAL YEAR TO DATE  
JULY 1, 2017 - FEBRUARY 28, 2018**

<b>SPONSOR</b>	<b>NUMBER</b>	<b>AMOUNT</b>	<b>NUMBER</b>	<b>AMOUNT</b>
<b>COLLEGES &amp; UNIVERSITIES</b>				
Duke University	0	\$0.00	1	\$10,000.00
Morehouse College School of Medicine	0	\$0.00	1	\$50,000.00
North Carolina A&T State University	0	\$0.00	1	\$15,000.00
North Carolina State University	0	\$0.00	3	\$263,976.00
University of Florida	0	\$0.00	1	\$150,000.00
University of North Carolina - General Administration	0	\$0.00	1	\$14,500.00
University of Tennessee	0	\$0.00	1	\$3,000.00
Wake Forest Baptist Medical Center Clinical and Translational Science Institute (CTSI)	0	\$0.00	2	\$10,000.00
Wake Forest University Health Sciences	0	\$0.00	2	\$23,719.00
	<b>0</b>	<b>\$0.00</b>	<b>13</b>	<b>\$540,195.00</b>
<b>OTHER AGENCIES</b>				
Alabama State Government	0	\$0.00	1	\$10,000.00
Corporation for Public Broadcasting	0	\$0.00	1	\$108,469.00
North Carolina Science Festival	1	\$1,000.00	1	\$1,000.00
Northwest Area Health Education Center (AHEC)	0	\$0.00	1	\$10,000.00
Thurgood Marshall College Fund, Inc.	0	\$0.00	1	\$473,200.00
	<b>1</b>	<b>\$1,000.00</b>	<b>5</b>	<b>\$602,669.00</b>
<b>GRAND TOTALS</b>	<b>2</b>	<b>\$612,790.00</b>	<b>35</b>	<b>\$9,423,477.00</b>

# WINSTON-SALEM STATE UNIVERSITY CUMULATIVE AWARDS RECEIVED BY SPONSOR AS OF FEBRUARY 28, 2018





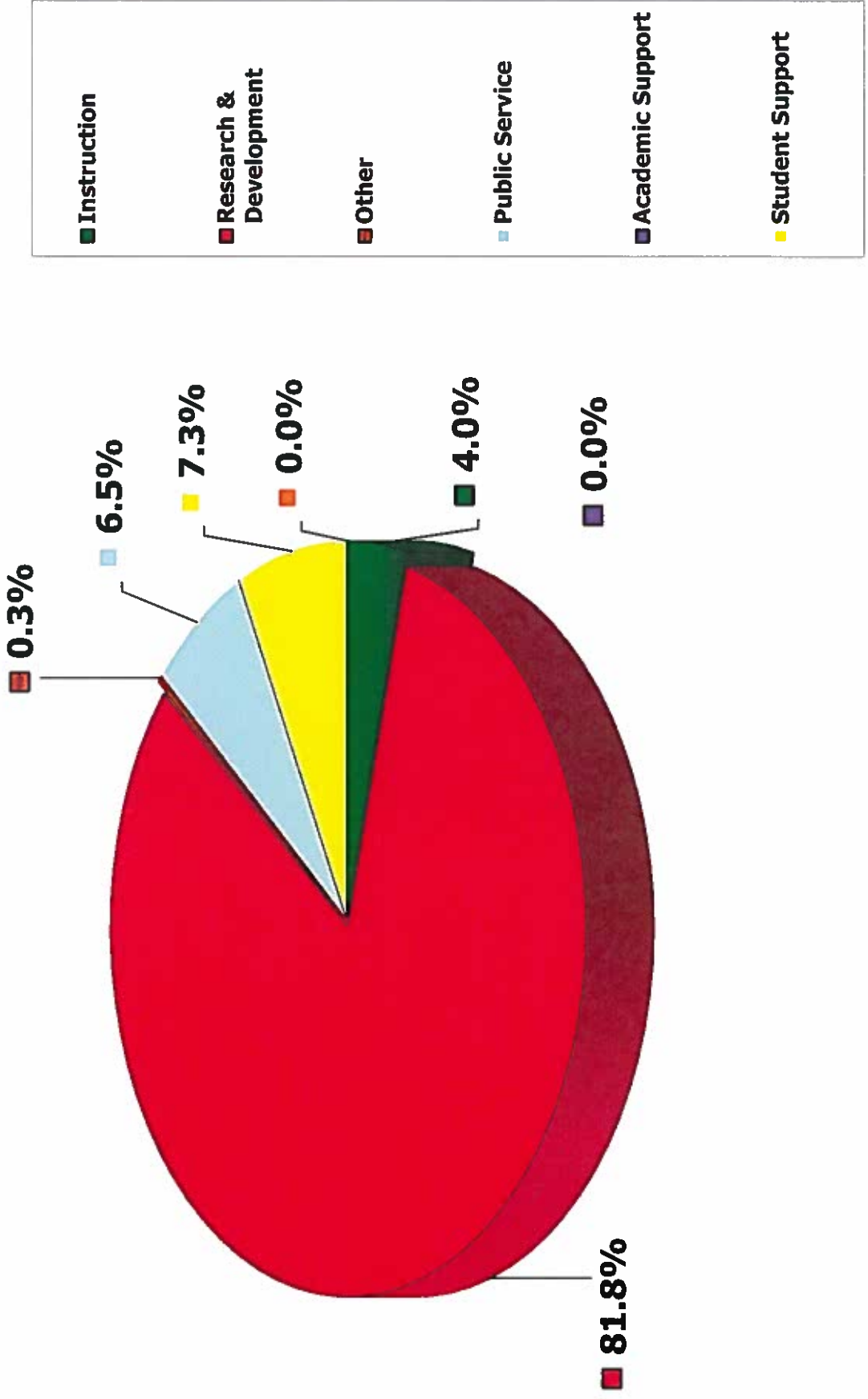
**WINSTON-SALEM STATE UNIVERSITY  
AWARDS RECEIVED BY CATEGORY  
MONTH OF FEBRUARY 2018**

**CURRENT MONTH**

**CUMULATIVE FISCAL YEAR TO DATE  
JULY 1, 2017 - FEBRUARY 28, 2018**

<b>CATEGORY</b>	<b>NUMBER</b>	<b>AMOUNT</b>	<b>CUMULATIVE</b>	<b>AMOUNT</b>	<b>% OF TOTAL</b>
Instruction	0	\$0.00	4	\$378,651.00	4.02%
Research & Development	1	\$611,790.00	20	\$7,709,536.00	81.81%
Other	0	\$0.00	1	\$30,000.00	0.32%
Public Service	1	\$1,000.00	6	\$613,442.00	6.51%
Academic Support	0	\$0.00	0	\$0.00	0.00%
Student Support	0	\$0.00	4	\$691,848.00	7.34%
Student Services	0	\$0.00	0	\$0.00	0.00%
<b>TOTALS</b>	<b>2</b>	<b>\$612,790.00</b>	<b>35</b>	<b>\$9,423,477.00</b>	<b>100.00%</b>

WINSTON-SALEM STATE UNIVERSITY  
CUMULATIVE AWARDS RECEIVED BY CATEGORY  
AS OF FEBRUARY 2018



**RAMSeS**  
**Month of February 2018**  
**Awards Report**

PROJ#	TITLE	PI	CO PI	SPONSOR	DEPT/UNITY/ CENTER	BEGDTE	ENDDTE	AWDAMT	TYPE
18-0039	Elementary Mathematics Invitational (EMI)	Moses-Snipes, Pamela		North Carolina Science Festival	Mathematics	1/9/2017	6/18/2018	\$1,000.00	RESEARCH DEVELOPMENT
14-0083	Winston-Salem State University Research Initiative for Scientific Enhancement	Aileru, Azeez	Jeffers, Anne	NIH National Institute of General Medical Sciences (NIGMS)	Biomedical Research Infrastructure Center	5/1/2015	7/31/2020	\$611,790.00	RESEARCH DEVELOPMENT
							<b>Total:</b>	<b>\$612,790.00</b>	