


COMPARISON OF FY17 AND FY18 AWARDS RECEIVED



**WINSTON-SALEM STATE UNIVERSITY
AWARDS RECEIVED BY
SCHOOLS/COLLEGE/UNITS
MONTH OF JANUARY 2018**

COLLEGE/SCHOOLS/UNITS	CURRENT MONTH		CUMULATIVE FISCAL YEAR TO DATE JULY 1, 2017 - JANUARY 31, 2018		
	NUMBER	AMOUNT	NUMBER	AMOUNT	% Of Total
THE COLLEGE OF WINSTON SALEM STATE UNIV	1	\$150,000.00	15	\$1,834,745.00	19.59%
SCHOOL OF HEALTH SCIENCES	0	\$0.00	12	\$1,045,187.00	11.86%
ADMINISTRATIVE UNITS	1	\$30,000.00	6	\$5,930,755.00	67.31%
Total	2	\$180,000.00	33	\$8,810,687.00	99%

FISCAL YEAR 2017

MONTH OF JANUARY 2017

NUMBER	0
AMOUNT	\$0.00

CUMULATIVE FY COMPARISON (JULY 1, 2016 - JANUARY 31, 2017)

NUMBER	27
AMOUNT	\$8,690,744.00

FY TOTALS (JULY 1, 2016 - JUNE 30, 2017)

NUMBER	51
AMOUNT	\$10,848,595.00

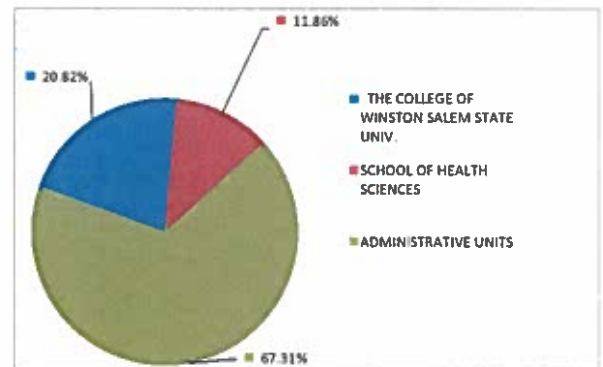
FISCAL YEAR 2018

JULY 1, 2017 - JANUARY 31, 2018

NUMBER	33
AMOUNT	\$8,810,687.00

**Note: Percent Change in Dollar
Amount Received From Last
Year 1.38%**

**Note: Percent Change in
Number of Awards Received
From Last Year 22.22%**



**WINSTON-SALEM STATE UNIVERSITY
AWARDS RECEIVED BY DEPARTMENTS/UNITS
MONTH OF JANUARY 2018**

DEPARTMENT/UNITS	CURRENT MONTH		CUMULATIVE FISCAL YEAR TO DATE JULY 1, 2017- JANUARY 31, 2018	
	NUMBER	AMOUNT	NUMBER	AMOUNT
THE COLLEGE OF WINSTON SALEM STATE UNIVERSITY				
Office of the Dean	0	\$0.00	0	\$0.00
Center for Design and Innovation (CDI)	0	\$0.00	1	\$85,000.00
International Programs	0	\$0.00	0	\$0.00
TOTAL	0	\$0.00	1	\$85,000.00
ARTS & HUMANITIES DEPARTMENTS				
Art & Visual Studies	0	\$0.00	0	\$0.00
English	0	\$0.00	0	\$0.00
Liberal Studies	0	\$0.00	0	\$0.00
Music	0	\$0.00	0	\$0.00
World Languages and Cultures	0	\$0.00	0	\$0.00
Diggs Gallery	0	\$0.00	0	\$0.00
TOTAL	0	\$0.00	0	\$0.00
BUSINESS DEPARTMENTS				
Accounting & Management Information Systems	0	\$0.00	0	\$0.00
Economics and Finance	0	\$0.00	0	\$0.00
Management and Marketing	0	\$0.00	0	\$0.00
Center for Economic Analysis	0	\$0.00	0	\$0.00
Center for Entrepreneurship	0	\$0.00	0	\$0.00
Center for Excellence In Financial Services	0	\$0.00	0	\$0.00
Center for Study of Economic Mobility	0	\$0.00	1	\$473,200.00
Small Business Technology Development Center (SBTDC)	0	\$0.00	2	\$253,976.00
TOTAL	0	\$0.00	3	\$727,176.00
EDUCATION DEPARTMENTS				
Education	0	\$0.00	0	\$0.00
Health & Physical Education and Sports Studies	1	\$150,000.00	2	\$475,000.00
Human Service Studies	0	\$0.00	0	\$0.00
Mathematics, Science and Technology Education	0	\$0.00	0	\$0.00
Maya Angelou Institute	0	\$0.00	0	\$0.00
TOTAL	1	\$150,000.00	2	\$475,000.00
NATURAL AND PHYSICAL SCIENCES				
Biological Sciences	0	\$0.00	2	\$19,185.00
Chemistry	0	\$0.00	1	\$10,000.00
Computer Science	0	\$0.00	4	\$408,827.00
Mathematics	0	\$0.00	0	\$0.00
Biomedical Research and Infrastructure Center (BRIC)	0	\$0.00	1	\$1,088.00
TOTAL	0	\$0.00	8	\$439,100.00
SOCIAL SCIENCES DEPARTMENTS				
Behavioral Sciences	0	\$0.00	0	\$0.00
Communication and Media Studies	0	\$0.00	1	\$108,469.00
History, Politics and Social Justice	0	\$0.00	0	\$0.00
Psychological Sciences	0	\$0.00	0	\$0.00
Center for Community Safety	0	\$0.00	0	\$0.00
TOTAL	0	\$0.00	1	\$108,469.00
SCHOOL OF HEALTH SCIENCES				
Office of the Dean	0	\$0.00	1	\$416,666.00
Center of Excellence for the Elimination of Health Disparities	0	\$0.00	2	\$182,836.00
Clinical Laboratory Science	0	\$0.00	0	\$0.00
Exercise Physiology	0	\$0.00	1	\$50,000.00
Healthcare Management	0	\$0.00	0	\$0.00
Nursing	0	\$0.00	3	\$25,000.00
Occupational Therapy	0	\$0.00	0	\$0.00
Physical Therapy	0	\$0.00	2	\$11,534.00
Rehabilitation Counseling	0	\$0.00	3	\$359,151.00
TOTAL	0	\$0.00	12	\$1,045,187.00

**WINSTON-SALEM STATE UNIVERSITY
AWARDS RECEIVED BY DEPARTMENTS/UNITS
MONTH OF JANUARY 2018**

DEPARTMENT/UNITS	CURRENT MONTH		CUMULATIVE FISCAL YEAR TO DATE JULY 1, 2017- JANUARY 31, 2018	
	NUMBER	AMOUNT	NUMBER	AMOUNT
ADMINISTRATIVE UNITS				
OFFICE OF THE CHANCELLOR	0	\$0.00	0	\$0.00
Athletics	0	\$0.00	0	\$0.00
TOTAL	0	\$0.00	0	\$0.00
ACADEMIC AFFAIRS				
Office of the Provost	0	\$0.00	0	\$0.00
Simon G. Atkins Community Development Center	0	\$0.00	0	\$0.00
C.G. O'Kelly Library	0	\$0.00	0	\$0.00
Enrollment Management (Admissions, Financial Aid, Regist	0	\$0.00	0	\$0.00
Information Technology	0	\$0.00	0	\$0.00
Institutional Planning, Assessment & Research	0	\$0.00	0	\$0.00
Title III	0	\$0.00	2	\$5,391,076.00
Undergraduate Research	0	\$0.00	1	\$14,500.00
University College and Lifelong Learning (UCaLL)	0	\$0.00	0	\$0.00
Student Support Services	0	\$0.00	1	\$255,182.00
TOTAL	0	\$0.00	4	\$5,660,758.00
STUDENT AFFAIRS				
Office of the Vice Chancellor	0	\$0.00	0	\$0.00
Counseling Services	0	\$0.00	0	\$0.00
Student Health Services	0	\$0.00	1	\$239,997.00
TOTAL	0	\$0.00	1	\$239,997.00
FINANCE ADMINISTRATION				
Office of the Vice Chancellor	0	\$0.00	0	\$0.00
Campus Police	0	\$0.00	0	\$0.00
Facilities Planning and Engineering	1	\$30,000.00	1	\$30,000.00
TOTAL	1	\$30,000.00	1	\$30,000.00
GRAND TOTALS	2	\$180,000.00	33	\$8,810,687.00

**WINSTON-SALEM STATE
UNIVERSITY
AWARDS RECEIVED BY SPONSOR
MONTH OF JANUARY 2018**

CURRENT MONTH

**CUMULATIVE FISCAL YEAR TO DATE
JULY 1, 2017 - JANUARY 31, 2018**

SPONSOR	NUMBER	AMOUNT	NUMBER	AMOUNT	% OF TOTAL
FEDERAL	1	\$150,000.00	15	\$7,638,823.00	86%
FOUNDATION	0	\$0.00	0	\$0.00	0%
STATE OF NORTH CAROLINA	0	\$0.00	0	\$0.00	0%
NC LOCAL GOVERNMENT	0	\$0.00	0	\$0.00	0%
BUSINESS & INDUSTRY	1	\$30,000.00	1	\$30,000.00	0%
COLLEGES & UNIVERSITIES	0	\$0.00	14	\$590,195.00	7%
OTHER AGENCIES	0	\$0.00	4	\$601,669.00	7%
GRAND TOTALS	2	\$180,000.00	34	\$8,860,687.00	100%

**WINSTON-SALEM STATE UNIVERSITY
AWARDS RECEIVED BY SPONSOR
MONTH OF JANUARY 2018**

CURRENT MONTH

**CUMULATIVE FISCAL YEAR TO DATE
JULY 1, 2017 - JANUARY 31, 2018**

SPONSOR	NUMBER	AMOUNT	NUMBER	AMOUNT
FEDERAL				
Dept of the Army	0	\$0.00	0	\$0.00
Dept of Commerce - Economic Development Administration	0	\$0.00	0	\$0.00
Dept of Defense - Army	0	\$0.00	0	\$0.00
Dept of Education	0	\$0.00	6	\$6,412,075.00
Dept of Health and Human Services (HHS)	0	\$0.00	0	\$0.00
HHS-Centers for Disease Control and Prevention (CDC)	0	\$0.00	0	\$0.00
HHS-Health Resources & Services Administration (HRSA)	0	\$0.00	0	\$0.00
HHS-Administration for Children and Families (ACF)	0	\$0.00	0	\$0.00
HHS-Office of Women Health (OWH)	0	\$0.00	0	\$0.00
HHS - Substance Abuse and Mental Health Services Administration (SAMHSA)	0	\$0.00	1	\$239,997.00
National Institutes of Health (NIH)	0	\$0.00	1	\$179,836.00
(NIH) Eunice Kennedy Shriver National Institutes of Child Health & Human Development	0	\$0.00	0	\$0.00
(NIH) National Cancer Institute	0	\$0.00	0	\$0.00
(NIH) National Ctr on Minority Health&Health Disparities	0	\$0.00	0	\$0.00
(NIH) National Institute of Mental Health	0	\$0.00	0	\$0.00
(NIH) National Institute of Nursing Research	0	\$0.00	0	\$0.00
(NIH) National Heart, Lung & Blood Institute	0	\$0.00	0	\$0.00
(NIH) National Institute of Child Health and Human Dev.	0	\$0.00	0	\$0.00
(NIH) National Instit.of General Medical Sci (NIGMS)	0	\$0.00	1	\$1,088.00
(NIH) John E. Fogarty International Center	0	\$0.00	0	\$0.00
(NIH) Office of Research Integrity	0	\$0.00	0	\$0.00
Centers for Medicare & Medicaid Services (CMS)	0	\$0.00	1	\$325,000.00
Dept of Interior	0	\$0.00	1	\$85,000.00
Dept of Justice	0	\$0.00	0	\$0.00
Dept of Transportation	0	\$0.00	1	\$10,000.00
Housing and Urban Development (HUD)	0	\$0.00	0	\$0.00
National Science Foundation (NSF)	0	\$0.00	1	\$233,827.00
US Fish and Wildlife Service	0	\$0.00	1	\$2,000.00
US Department of Agriculture	1	\$150,000.00	1	\$150,000.00
TOTAL	1	\$150,000.00	15	\$7,638,823.00
FOUNDATION				
	0	\$0.00	0	\$0.00
TOTAL	0	\$0.00	0	\$0.00
STATE OF NORTH CAROLINA				
	0	\$0.00	0	\$0.00
TOTAL	0	\$0.00	0	\$0.00
NC LOCAL				
	0	\$0.00	0	\$0.00
TOTAL	0	\$0.00	0	\$0.00
BUSINESS & INDUSTRY				
Home Depot	1	\$30,000.00	1	\$30,000.00
TOTAL	1	\$30,000.00	1	\$30,000.00

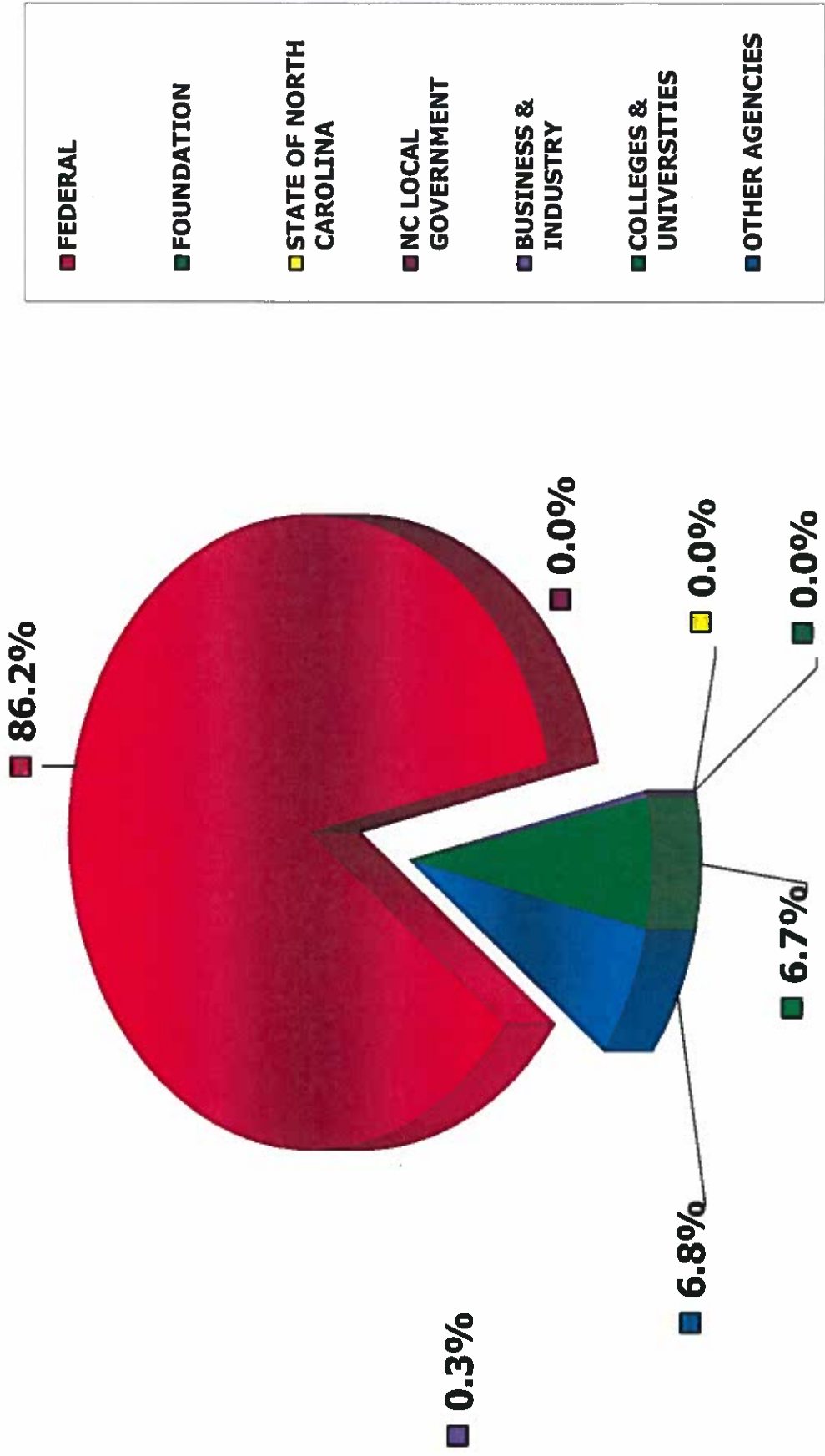
**WINSTON-SALEM STATE UNIVERSITY
AWARDS RECEIVED BY SPONSOR
MONTH OF JANUARY 2018**

CURRENT MONTH

**CUMULATIVE FISCAL YEAR TO DATE
JULY 1, 2017 - JANUARY 31, 2018**

SPONSOR	NUMBER	AMOUNT	NUMBER	AMOUNT
COLLEGES & UNIVERSITIES				
Duke University	0	\$0.00	2	\$60,000.00
Morehouse College School of Medicine	0	\$0.00	1	\$50,000.00
North Carolina A&T State University	0	\$0.00	1	\$15,000.00
North Carolina State University	0	\$0.00	3	\$263,976.00
University of Florida	0	\$0.00	1	\$150,000.00
University of North Carolina - General Administration	0	\$0.00	1	\$14,500.00
University of Tennessee	0	\$0.00	1	\$3,000.00
Wake Forest Baptist Medical Center Clinical and Translational Science Institute (CTSI)	0	\$0.00	2	\$10,000.00
Wake Forest University Health Sciences	0	\$0.00	2	\$23,719.00
	0	\$0.00	14	\$590,195.00
OTHER AGENCIES				
Alabama State Government	0	\$0.00	1	\$10,000.00
Corporation for Public Broadcasting	0	\$0.00	1	\$108,469.00
Northwest Area Health Education Center (AHEC)	0	\$0.00	1	\$10,000.00
Thurgood Marshall College Fund, Inc.	0	\$0.00	1	\$473,200.00
	0	\$0.00	4	\$601,669.00
GRAND TOTALS	2	\$180,000.00	34	\$8,860,687.00

WINSTON-SALEM STATE UNIVERSITY CUMULATIVE AWARDS RECEIVED BY SPONSOR AS OF JANUARY 31, 2018



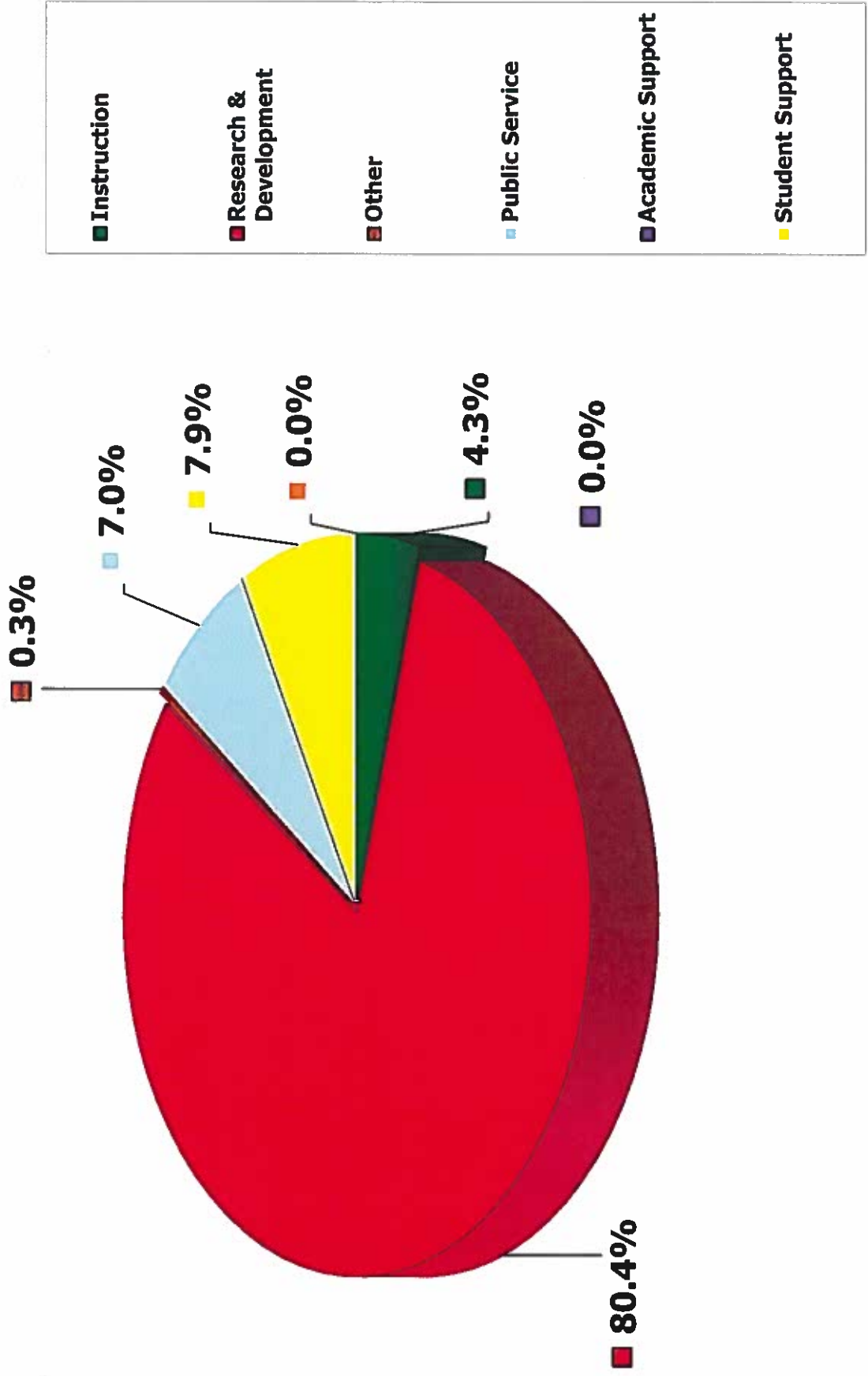
**WINSTON-SALEM STATE UNIVERSITY
AWARDS RECEIVED BY CATEGORY
MONTH OF JANUARY 2018**

CURRENT MONTH

**CUMULATIVE FISCAL YEAR TO DATE
JULY 1, 2017 - JANUARY 31, 2018**

CATEGORY	NUMBER	AMOUNT	CUMULATIVE	AMOUNT	% OF TOTAL
Instruction	0	\$0.00	4	\$378,651.00	4.34%
Research & Development	1	\$150,000.00	17	\$7,007,746.00	80.36%
Other	1	\$30,000.00	1	\$30,000.00	0.34%
Public Service	0	\$0.00	5	\$612,442.00	7.02%
Academic Support	0	\$0.00	0	\$0.00	0.00%
Student Support	0	\$0.00	4	\$691,848.00	7.93%
Student Services	0	\$0.00	0	\$0.00	0.00%
TOTALS	2	\$180,000.00	31	\$8,720,687.00	100.00%

WINSTON-SALEM STATE UNIVERSITY
CUMULATIVE AWARDS RECEIVED BY CATEGORY
AS OF JANUARY 2018



RAMSeS
 Month of January 2018
 Awards Report

PROJ#	TITLE	PI	CO PI	SPONSOR	DEPT/UNIT/CENTER	BEGDTE	ENDDTE	AWDAMT	TYPE
17-0006	Childhood Health and Obesity Initiative	Williams-Brown, Cynthia	Henderson, Gregory; Kim, Kiboum;	US Department of Agriculture (USDA)	Health and Physical Education and Sports Studies	3/1/2017	2/28/2019	\$150,000.00	RESEARCH & DEVELOPMENT
18-0044	Retool Your School Project	McMullen, Timothy		Home Depot	Facilities Planning and Engineering	7/5/2017	7/4/2018	\$30,000.00	OTHER
							Total:	\$180,000.00	