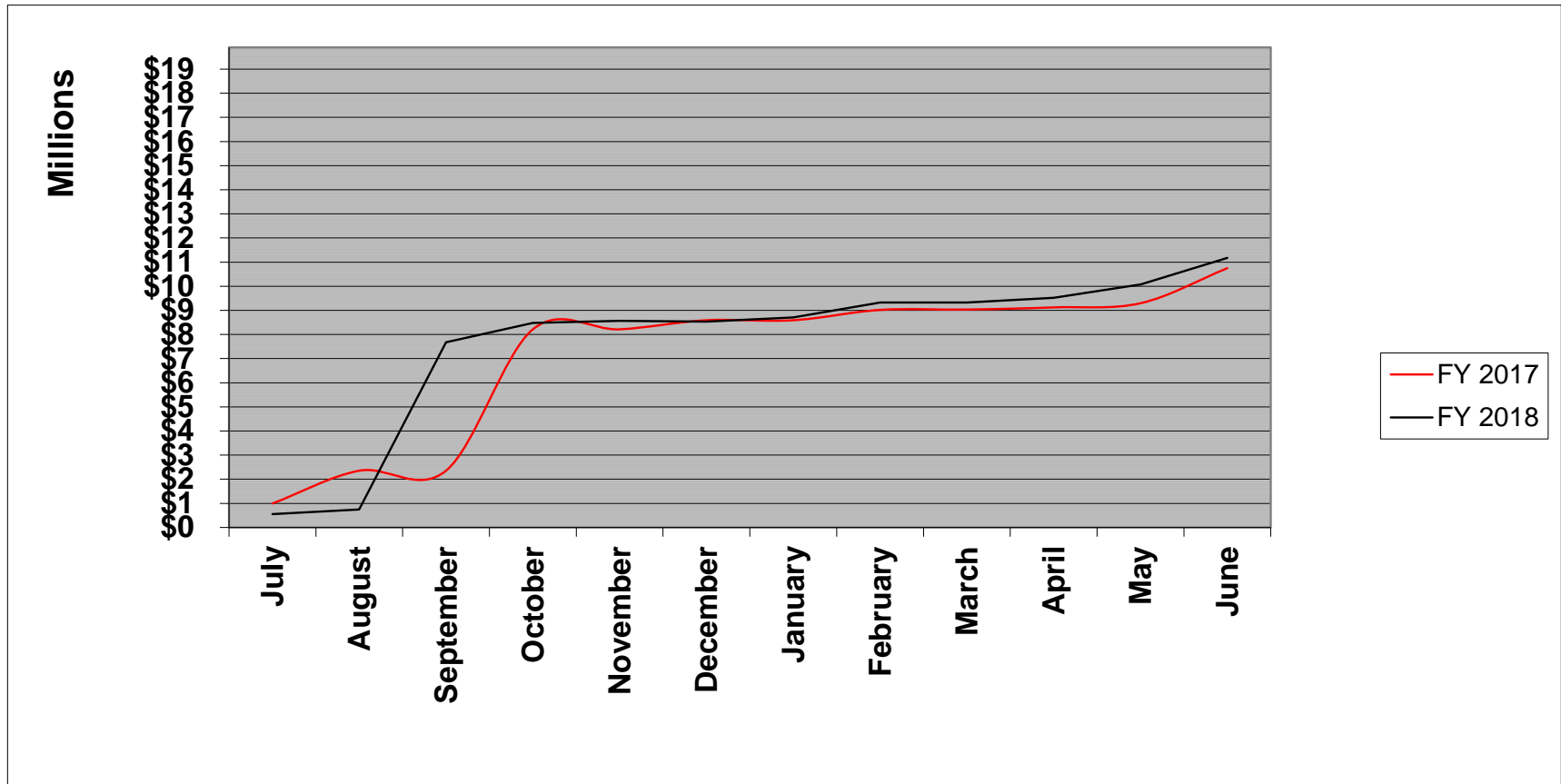


COMPARISON OF FY16 AND FY17 AWARDS RECEIVED

Awards	July	August	September	October	November	December	January	February
FY 2017	\$ 1,092,515.00	\$ 2,454,123.00	\$ 2,454,123.00	\$ 8,313,741.00	\$ 8,313,741.00	\$ 8,690,744.00	\$ 8,690,744.00	\$ 9,118,703.00
FY 2018	\$ 653,381.00	\$ 844,100.00	\$ 7,779,011.00	\$ 8,580,687.00	\$ 8,670,687.00	\$ 8,630,687.00	\$ 8,810,687.00	\$ 9,423,477.00



* Cumulative to Date

COMPARISON OF FY16 AND FY17 AWARDS RECEIVED

March	April	May	June
\$ 9,133,703.00	\$ 9,222,719.00	\$ 9,396,075.00	\$ 10,848,595.00
\$ 9,423,477.00	\$ 9,622,885.16	\$ 10,170,613.16	\$ 11,274,723.16

* Cumulative to Date

7/23/2018

WINSTON-SALEM STATE UNIVERSITY
 AWARDS RECEIVED BY
 SCHOOLS/COLLEGE/UNITS
 MONTH OF JUNE 2018

COLLEGE/SCHOOLS/UNITS	CURRENT MONTH		CUMULATIVE FISCAL YEAR TO DATE JULY 1, 2017 - JUNE 30, 2018		
	NUMBER	AMOUNT	NUMBER	AMOUNT	% Of Total
THE COLLEGE OF WINSTON SALEM STATE UNIV	0	\$0.00	25	\$2,993,705.16	25.42%
SCHOOL OF HEALTH SCIENCES	3	\$1,103,110.00	18	\$2,349,263.00	20.84%
ADMINISTRATIVE UNITS	1	\$1,000.00	7	\$5,931,755.00	52.61%
Total	4	\$1,104,110.00	50	\$11,274,723.16	99%

FISCAL YEAR 2017

MONTH OF JUNE 2017

NUMBER	6
AMOUNT	\$262,372.00

CUMULATIVE FY COMPARISON (JULY 1, 2016 - JUNE 30, 2017)	
NUMBER	51
AMOUNT	\$10,848,595.00

FY TOTALS (JULY 1, 2016 - JUNE 30, 2017)	
NUMBER	51
AMOUNT	\$10,848,595.00

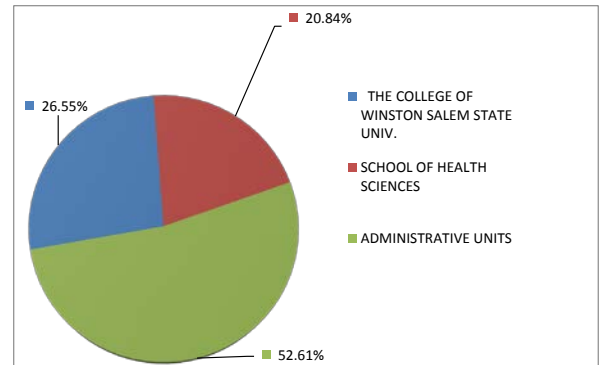
FISCAL YEAR 2018

JULY 1, 2017 - JUNE 30, 2018

NUMBER	50
AMOUNT	\$11,274,723.16

Note: Percent Change in Dollar Amount Received From Last Year 3.93%

Note: Percent Change in Number of Awards Received From Last Year -1.96%



**WINSTON-SALEM STATE UNIVERSITY
AWARDS RECEIVED BY DEPARTMENTS/UNITS
MONTH OF JUNE 2018**

DEPARTMENT/UNITS	CURRENT MONTH		CUMULATIVE FISCAL YEAR TO DATE JULY 1, 2017- JUNE 30, 2018	
	NUMBER	AMOUNT	NUMBER	AMOUNT
THE COLLEGE OF WINSTON SALEM STATE UNIVERSITY				
Office of the Dean	0	\$0.00	0	\$0.00
Center for Design and Innovation (CDI)	0	\$0.00	1	\$85,000.00
International Programs	0	\$0.00	0	\$0.00
TOTAL	0	\$0.00	1	\$85,000.00
ARTS & HUMANITIES DEPARTMENTS				
Art & Visual Studies	0	\$0.00	0	\$0.00
English	0	\$0.00	1	\$7,450.00
Liberal Studies	0	\$0.00	0	\$0.00
Music	0	\$0.00	0	\$0.00
World Languages and Cultures	0	\$0.00	1	\$7,147.00
Diggs Gallery	0	\$0.00	0	\$0.00
TOTAL	0	\$0.00	2	\$14,597.00
BUSINESS DEPARTMENTS				
Accounting & Management Information Systems	0	\$0.00	0	\$0.00
Economics and Finance	0	\$0.00	0	\$0.00
Management and Marketing	0	\$0.00	0	\$0.00
Center for Economic Analysis	0	\$0.00	0	\$0.00
Center for Entrepreneurship	0	\$0.00	0	\$0.00
Center for Excellence in Financial Services	0	\$0.00	0	\$0.00
Center for Study of Economic Mobility	0	\$0.00	1	\$473,200.00
Small Business Technology Development Center (SBTDC)	0	\$0.00	2	\$253,976.00
TOTAL	0	\$0.00	3	\$727,176.00
EDUCATION DEPARTMENTS				
Education	0	\$0.00	0	\$0.00
Health & Physical Education and Sports Studies	0	\$0.00	2	\$475,000.00
Human Service Studies	0	\$0.00	0	\$0.00
Mathematics, Science and Technology Education	0	\$0.00	0	\$0.00
Maya Angelou Institute	0	\$0.00	0	\$0.00
TOTAL	0	\$0.00	2	\$475,000.00
NATURAL AND PHYSICAL SCIENCES				
Biological Sciences	0	\$0.00	3	\$312,501.00
Chemistry	0	\$0.00	1	\$10,000.00
Computer Science	0	\$0.00	4	\$408,827.00
Mathematics	0	\$0.00	1	\$1,000.00
Biomedical Research and Infrastructure Center (BRIC)	0	\$0.00	5	\$831,782.00
TOTAL	0	\$0.00	14	\$1,564,110.00
SOCIAL SCIENCES DEPARTMENTS				
Behavioral Sciences	0	\$0.00	1	\$9,848.00
Communication and Media Studies	0	\$0.00	1	\$108,469.00
History, Politics and Social Justice	0	\$0.00	0	\$0.00
Psychological Sciences	0	\$0.00	1	\$9,505.16
Center for Community Safety	0	\$0.00	0	\$0.00
TOTAL	0	\$0.00	3	\$127,822.16
SCHOOL OF HEALTH SCIENCES				
Office of the Dean	0	\$0.00	1	\$416,666.00
Center of Excellence for the Elimination of Health Disparities	1	\$20,595.00	4	\$388,777.00
Clinical Laboratory Science	0	\$0.00	0	\$0.00
Exercise Physiology	0	\$0.00	1	\$50,000.00
Healthcare Management	0	\$0.00	0	\$0.00
Nursing	2	\$1,082,515.00	6	\$1,113,635.00
Occupational Therapy	0	\$0.00	0	\$0.00
Physical Therapy	0	\$0.00	3	\$21,034.00
Rehabilitation Counseling	0	\$0.00	3	\$359,151.00
TOTAL	3	\$1,103,110.00	18	\$2,349,263.00

**WINSTON-SALEM STATE UNIVERSITY
AWARDS RECEIVED BY DEPARTMENTS/UNITS
MONTH OF JUNE 2018**

CURRENT MONTH

CUMULATIVE FISCAL YEAR TO DATE
JULY 1, 2017- JUNE 30, 2018

DEPARTMENT/UNITS	NUMBER	AMOUNT	NUMBER	AMOUNT
ADMINISTRATIVE UNITS				
OFFICE OF THE CHANCELLOR	0	\$0.00	0	\$0.00
Athletics	0	\$0.00	0	\$0.00
TOTAL	0	\$0.00	0	\$0.00
ACADEMIC AFFAIRS				
Office of the Provost	0	\$0.00	0	\$0.00
Simon G. Atkins Community Development Center	0	\$0.00	0	\$0.00
C.G. O'Kelly Library	1	\$1,000.00	1	\$1,000.00
Enrollment Management (Admissions, Financial Aid, Regist	0	\$0.00	0	\$0.00
Information Technology	0	\$0.00	0	\$0.00
Institutional Planning, Assessment & Research	0	\$0.00	0	\$0.00
Title III	0	\$0.00	2	\$5,391,076.00
Undergraduate Research	0	\$0.00	1	\$14,500.00
University College and Lifelong Learning (UCaLL)	0	\$0.00	0	\$0.00
Student Support Services	0	\$0.00	1	\$255,182.00
TOTAL	1	\$1,000.00	5	\$5,661,758.00
STUDENT AFFAIRS				
Office of the Vice Chancellor	0	\$0.00	0	\$0.00
Counseling Services	0	\$0.00	0	\$0.00
Student Health Services	0	\$0.00	1	\$239,997.00
TOTAL	0	\$0.00	1	\$239,997.00
FINANCE ADMINISTRATION				
Office of the Vice Chancellor	0	\$0.00	0	\$0.00
Campus Police	0	\$0.00	0	\$0.00
Facilities Planning and Engineering	0	\$0.00	1	\$30,000.00
TOTAL	0	\$0.00	1	\$30,000.00
GRAND TOTALS	4	\$1,104,110.00	50	\$11,274,723.16

WINSTON-SALEM STATE
 UNIVERSITY
 AWARDS RECEIVED BY SPONSOR
 MONTH OF JUNE 2018

CURRENT MONTH

CUMULATIVE FISCAL YEAR TO DATE
 JULY 1, 2017 - JUNE 30, 2018

SPONSOR	NUMBER	AMOUNT	NUMBER	AMOUNT	% OF TOTAL
FEDERAL	3	\$1,103,110.00	24	\$10,051,289.00	89%
FOUNDATION	1	\$1,000.00	1	\$1,000.00	0%
STATE OF NORTH CAROLINA	0	\$0.00	0	\$0.00	0%
NC LOCAL GOVERNMENT	0	\$0.00	0	\$0.00	0%
BUSINESS & INDUSTRY	0	\$0.00	1	\$30,000.00	0%
COLLEGES & UNIVERSITIES	0	\$0.00	19	\$589,765.16	5%
OTHER AGENCIES	0	\$0.00	5	\$602,669.00	5%
GRAND TOTALS	4	\$1,104,110.00	50	\$11,274,723.16	100%

**WINSTON-SALEM STATE UNIVERSITY
AWARDS RECEIVED BY SPONSOR
MONTH OF JUNE 2018**

CURRENT MONTH

CUMULATIVE FISCAL YEAR TO DATE
JULY 1, 2017 - JUNE 30, 2018

SPONSOR	NUMBER	AMOUNT	NUMBER	AMOUNT
FEDERAL				
Dept of the Army	0	\$0.00	0	\$0.00
Dept of Commerce - Economic Development Administration	0	\$0.00	0	\$0.00
Dept of Defense - Army	0	\$0.00	0	\$0.00
Dept of Education	0	\$0.00	6	\$6,412,075.00
Dept of Health and Human Services (HHS)	0	\$0.00	0	\$0.00
HHS-Centers for Disease Control and Prevention (CDC)	0	\$0.00	0	\$0.00
HHS-Health Resources & Services Administration (HRSA)	2	\$1,082,515.00	2	\$1,082,515.00
HHS-Administration for Children and Families (ACF)	0	\$0.00	0	\$0.00
HHS-Office of Women Health (OWH)	0	\$0.00	0	\$0.00
HHS - Substance Abuse and Mental Health Services Administration (SAMHSA)	0	\$0.00	1	\$239,997.00
National Institutes of Health (NIH)	1	\$20,595.00	3	\$385,777.00
(NIH) Eunice Kennedy Shriver National Institutes of Child Health & Human Development	0	\$0.00	0	\$0.00
(NIH) National Cancer Institute	0	\$0.00	0	\$0.00
(NIH) National Ctr on Minority Health&Health Disparities	0	\$0.00	0	\$0.00
(NIH) National Institute of Mental Health	0	\$0.00	0	\$0.00
(NIH) National Institute of Nursing Research	0	\$0.00	0	\$0.00
(NIH) National Heart, Lung & Blood Institute	0	\$0.00	0	\$0.00
(NIH) National Institute of Child Health and Human Dev.	0	\$0.00	0	\$0.00
(NIH) National Instit.of General Medical Sci.(NIGMS)	0	\$0.00	5	\$831,782.00
(NIH) John E. Fogarty International Center	0	\$0.00	0	\$0.00
(NIH) Office of Research Integrity	0	\$0.00	0	\$0.00
Centers for Medicare & Medicaid Services (CMS)	0	\$0.00	1	\$325,000.00
Dept of Interior	0	\$0.00	1	\$85,000.00
Dept of Justice	0	\$0.00	0	\$0.00
Dept of Transportation	0	\$0.00	1	\$10,000.00
Housing and Urban Development (HUD)	0	\$0.00	0	\$0.00
National Science Foundation (NSF)	0	\$0.00	2	\$527,143.00
US Fish and Wildlife Service	0	\$0.00	1	\$2,000.00
US Department of Agriculture	0	\$0.00	1	\$150,000.00
TOTAL	3	\$1,103,110.00	24	\$10,051,289.00
FOUNDATION				
Freedom to Read Foundation	1	\$1,000.00	1	\$1,000.00
TOTAL	1	\$1,000.00	1	\$1,000.00
STATE OF NORTH CAROLINA				
	0	\$0.00	0	\$0.00
TOTAL	0	\$0.00	0	\$0.00
NC LOCAL				
	0	\$0.00	0	\$0.00
TOTAL	0	\$0.00	0	\$0.00
BUSINESS & INDUSTRY				
Home Depot	0	\$0.00	1	\$30,000.00
TOTAL	0	\$0.00	1	\$30,000.00

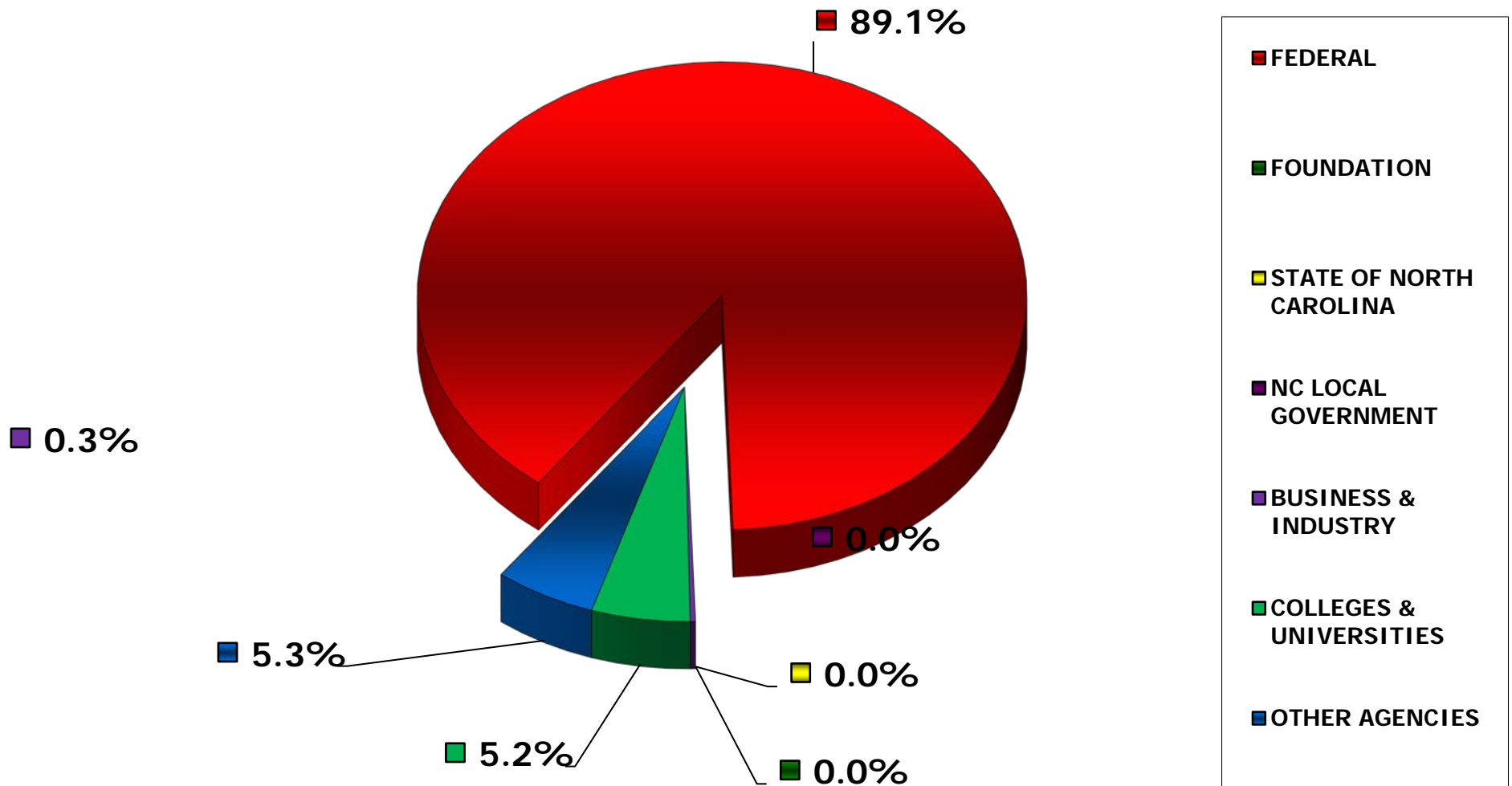
**WINSTON-SALEM STATE UNIVERSITY
AWARDS RECEIVED BY SPONSOR
MONTH OF JUNE 2018**

CURRENT MONTH

CUMULATIVE FISCAL YEAR TO DATE
JULY 1, 2017 - JUNE 30, 2018

SPONSOR	NUMBER	AMOUNT	NUMBER	AMOUNT
COLLEGES & UNIVERSITIES				
Duke University	0	\$0.00	1	\$10,000.00
Morehouse College School of Medicine	0	\$0.00	1	\$50,000.00
North Carolina A&T State University	0	\$0.00	1	\$15,000.00
North Carolina State University	0	\$0.00	3	\$263,976.00
University of Florida	0	\$0.00	1	\$150,000.00
University of North Carolina - General Administration	0	\$0.00	1	\$14,500.00
University of Tennessee	0	\$0.00	1	\$3,000.00
Wake Forest Baptist Medical Center Clinical and Translational Science Institute (CTSI)	0	\$0.00	2	\$10,000.00
Wake Forest University Health Sciences	0	\$0.00	2	\$23,719.00
Winston Salem State University - Research Initiation Program (RIP)	0	\$0.00	6	\$49,570.16
	0	\$0.00	19	\$589,765.16
OTHER AGENCIES				
Allabama State Government	0	\$0.00	1	\$10,000.00
Corporation for Public Broadcasting	0	\$0.00	1	\$108,469.00
North Carolina Science Festival	0	\$0.00	1	\$1,000.00
Northwest Area Health Education Center (AHEC)	0	\$0.00	1	\$10,000.00
Thurgood Marshall College Fund, Inc.	0	\$0.00	1	\$473,200.00
	0	\$0.00	5	\$602,669.00
GRAND TOTALS	4	\$1,104,110.00	50	\$11,274,723.16

WINSTON-SALEM STATE UNIVERSITY CUMULATIVE AWARDS RECEIVED BY SPONSOR AS OF JUNE 30, 2018



SPONSOR PIE

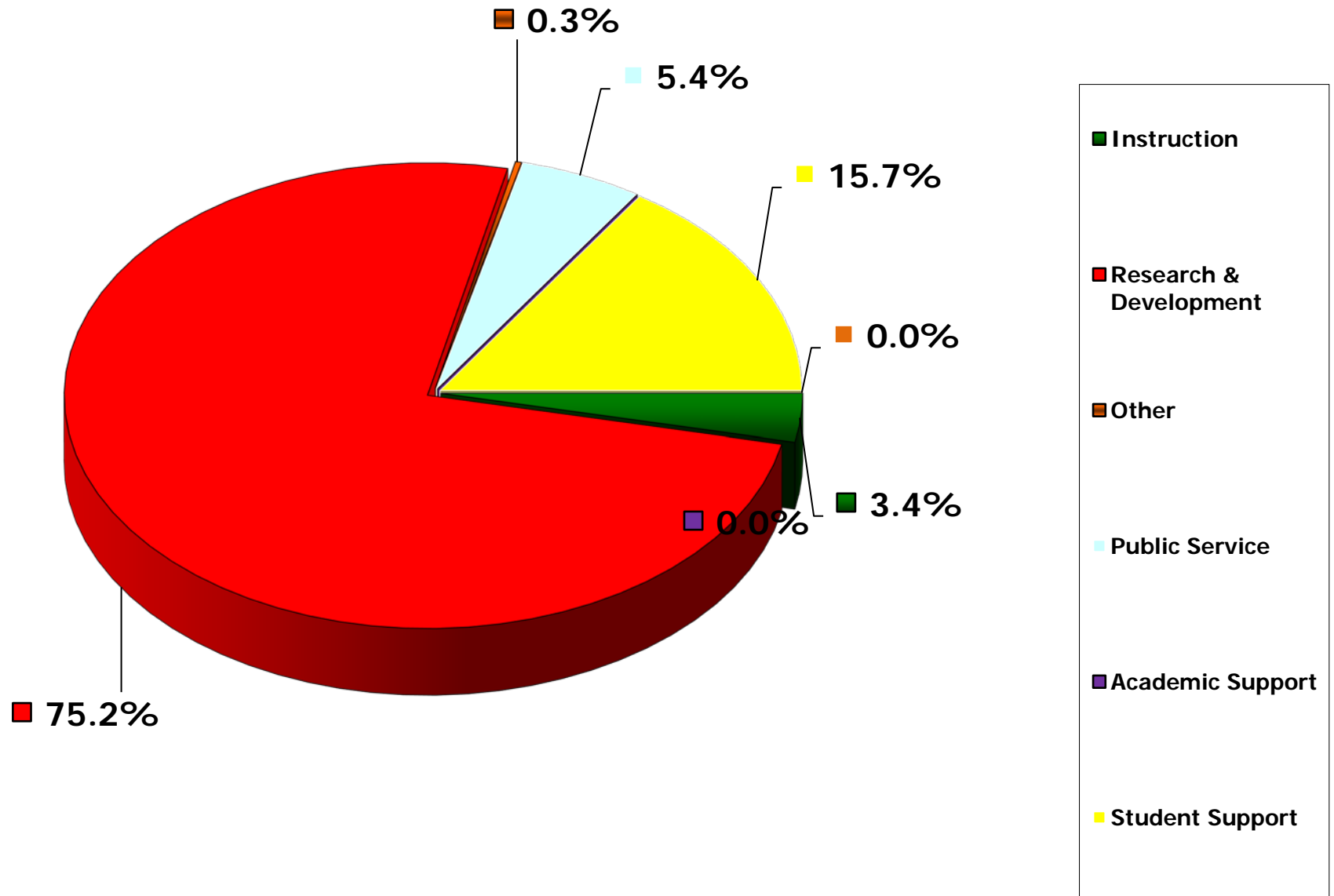
**WINSTON-SALEM STATE UNIVERSITY
 AWARDS RECEIVED BY CATEGORY
 MONTH OF JUNE 2018**

CURRENT MONTH

**CUMULATIVE FISCAL YEAR TO DATE
 JULY 1, 2017 - JUNE 30, 2018**

CATEGORY	NUMBER	AMOUNT	CUMULATIVE	AMOUNT	% OF TOTAL
Instruction	0	\$0.00	4	\$378,651.00	3.36%
Research & Development	1	\$20,595.00	32	\$8,477,267.16	75.19%
Other	1	\$1,000.00	2	\$31,000.00	0.27%
Public Service	0	\$0.00	6	\$613,442.00	5.44%
Academic Support	0	\$0.00	0	\$0.00	0.00%
Student Support	2	\$1,082,515.00	6	\$1,774,363.00	15.74%
Student Services	0	\$0.00	0	\$0.00	0.00%
TOTALS	4	\$1,104,110.00	50	\$11,274,723.16	100.00%

WINSTON-SALEM STATE UNIVERSITY
CUMULATIVE AWARDS RECEIVED BY CATEGORY
AS OF JUNE 2018



RAMSeS
Month of June 2018
Awards Report

PROP#	TITLE	PI	CO PI	SPONSOR	DEPT/UNIT/CENTER	BEGDTE	ENDDTE	AWDAMT	TYPE
18-0082	Banning Books Silences Stories	Malliett, Janet		Freedom to Read Foundation (FTRF)	C.G. OKelly Library	9/1/2018	8/31/2019	\$1,000.00	OTHER
17-0040	Implementing Evidence-Based Interventions to Prevent Chronic Disease through HBCUs	Whitt-Glover, Melicia	Meixner, Jeffery; Pittsley, Jesse; McKenzie, Michael; Boykin, Montrale;	National Institutes of Health (NIH)	Center of Excellence for the Elimination of Health Disparities	9/20/2017	4/30/2019	\$20,595.00	RESEARCH & DEVELOPMENT
16-0048	Scholarship fs for Disadvantaged Students: BSN	Tyson, Teresa		DHHS Health Resources and Services Administration (HRSA)	Nursing	7/1/2016	6/30/2020	\$645,155.00	STUDENT SUPPORT
16-0053	WSSU-Primary Care FNP-SDS Program	Roberts, Dionne		DHHS Health Resources and Services Administration (HRSA)	Nursing	7/1/2016	6/30/2020	\$437,360.00	STUDENT SUPPORT
							Total:	\$1,104,110.00	