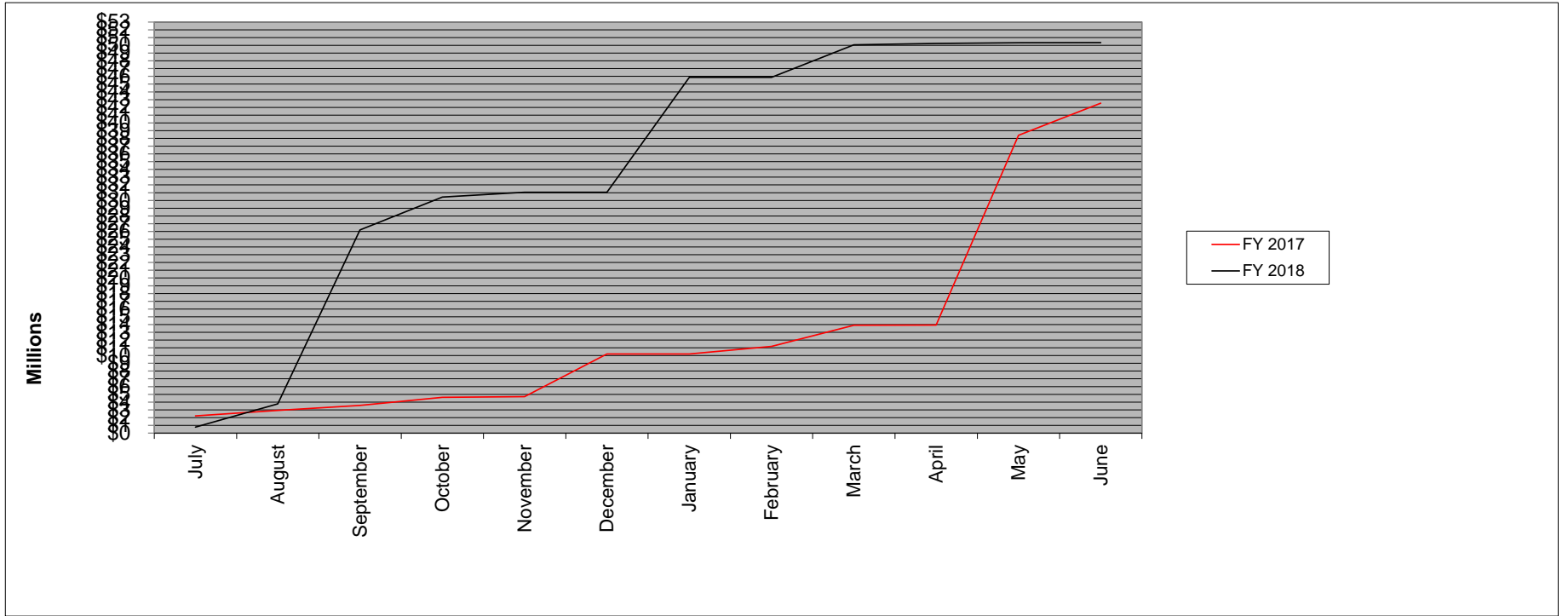


COMPARISON OF FY 2017 AND 2018 PROPOSAL SUBMISSIONS



**WINSTON-SALEM STATE UNIVERSITY
PROPOSALS SUBMITTED BY DEPARTMENTS/UNITS
MONTH OF JUNE 2018**

CURRENT MONTH

**CUMULATIVE FISCAL YEAR TO DATE
JULY 1, 2017 - JUNE 30, 2018**

DEPARTMENT/UNITS	NUMBER	AMOUNT	NUMBER	AMOUNT
THE COLLEGE OF WINSTON SALEM STATE UNIVERSITY				
Office of the Dean	0	\$0.00	0	\$0.00
Center for Design Innovation (CDI)	0	\$0.00	1	\$85,000.00
International Programs	0	\$0.00	0	\$0.00
TOTAL	0	\$0.00	1	\$85,000.00
ARTS & HUMANITIES DEPARTMENTS				
Arts & Visual Studies	0	\$0.00	1	\$6,000.00
English	0	\$0.00	3	\$26,067.00
Liberal Studies	0	\$0.00	0	\$0.00
Music	0	\$0.00	0	\$0.00
World Languages and Cultures	0	\$0.00	3	\$95,933.00
Diggs Gallery	0	\$0.00	0	\$0.00
TOTAL	0	\$0.00	7	\$128,000.00
BUSINESS DEPARTMENTS				
Accounting & Management Information Systems	0	\$0.00	0	\$0.00
Business Administration and Economics	0	\$0.00	1	\$3,000,000.00
Management and Marketing	0	\$0.00	1	\$50,000.00
Center for Economic Analysis	0	\$0.00	0	\$0.00
Center for Entrepreneurship	0	\$0.00	0	\$0.00
Center for Excellence in Financial Services	0	\$0.00	0	\$0.00
Small Business Technology Development Center (SBTDC)	0	\$0.00	3	\$339,460.00
TOTAL	0	\$0.00	5	\$3,389,460.00
EDUCATION DEPARTMENTS				
Education	0	\$0.00	0	\$0.00
Health & Physical Education and Sports Studies	1	\$29,903.46	3	\$364,840.46
Human Service Studies	0	\$0.00	1	\$10,000.00
Mathematics, Science and Technology Education	0	\$0.00	0	\$0.00
Maya Angelou Institute	0	\$0.00	0	\$0.00
TOTAL	1	\$29,903.46	4	\$374,840.46
NATURAL AND PHYSICAL SCIENCES				
Biological Sciences	0	\$0.00	3	\$481,655.28
Chemistry	0	\$0.00	12	\$4,616,244.52
Computer Science	0	\$0.00	4	\$609,054.00
Mathematics	0	\$0.00	5	\$505,022.00
Biomedical Research and Infrastructure Center (BRIC)	0	\$0.00	2	\$487,046.00
TOTAL	0	\$0.00	26	\$6,699,021.80
SOCIAL SCIENCES				
Behavioral Sciences	0	\$0.00	2	\$19,746.00
Communication and Media Studies	0	\$0.00	1	\$108,469.00
History, Politics and Social Justice	0	\$0.00	1	\$9,272.00
Psychological Sciences	0	\$0.00	7	\$877,549.32
Center for Community Safety	0	\$0.00	0	\$0.00
TOTAL	0	\$0.00	11	\$1,015,036.32
DEPARTMENT/UNITS	NUMBER	AMOUNT	AMOUNT	NUMBER
SCHOOL OF HEALTH SCIENCES				
Office of the Dean	0	\$0.00	1	\$2,499,996.00
Center of Excellence for the Elimination of Health Disparities	0	\$0.00	1	\$13,464,954.00
Clinical Laboratory Science	0	\$0.00	0	\$0.00
Exercise Physiology	0	\$0.00	0	\$0.00
Healthcare Management	0	\$0.00	0	\$0.00
Nursing	0	\$0.00	5	\$22,073.00
Occupational Therapy	0	\$0.00	1	\$29,971.00
Physical Therapy	0	\$0.00	4	\$70,371.00
Rehabilitation Counseling	0	\$0.00	1	\$10,000.00
TOTAL	0	\$0.00	13	\$16,097,365.00

WINSTON-SALEM STATE UNIVERSITY
 PROPOSALS SUBMITTED BY DEPARTMENTS/UNITS
 MONTH OF JUNE 2018

	CURRENT MONTH		CUMULATIVE FISCAL YEAR TO DATE JULY 1, 2017 - JUNE 30, 2018	
ADMINISTRATIVE UNITS				
Chancellor	0	\$0.00	0	\$0.00
Athletics	0	\$0.00	0	\$0.00
TOTAL	0	\$0.00	0	\$0.00
ACADEMIC AFFAIRS				
Office of the Provost	0	\$0.00	1	\$300,000.00
Center for Excellence for Teaching and Learning (CETL)	0	\$0.00	0	\$0.00
S.G. Atkins Community Development Center	0	\$0.00	0	\$0.00
Science Initiatives	0	\$0.00	1	\$70,065.00
Enrollment Management (Admissions, Financial Aid, Registrar)	0	\$0.00	0	\$0.00
Information Technology	0	\$0.00	0	\$0.00
Institutional Planning, Assessment & Research	0	\$0.00	0	\$0.00
O'Kelly Library	0	\$0.00	2	\$4,965.00
Title III	0	\$0.00	2	\$22,234,812.00
Undergraduate Research	0	\$0.00	1	\$25,144.00
University College and Lifelong Learning (UCaLL)	0	\$0.00	0	\$0.00
Student Support Services	0	\$0.00	0	\$0.00
TOTAL	0	\$0.00	7	\$22,634,986.00
STUDENT AFFAIRS				
Office of the Vice Chancellor	0	\$0.00	0	\$0.00
Counseling Center	0	\$0.00	0	\$0.00
Student Health Services	0	\$0.00	0	\$0.00
TOTAL	0	\$0.00	0	\$0.00
FINANCE ADMINISTRATION				
Office of the Vice Chancellor	0	\$0.00	0	\$0.00
Campus Police	0	\$0.00	0	\$0.00
Facilities Planning and Engineering	0	\$0.00	1	\$29,993.00
Health & Environmental Safety	0	\$0.00	0	\$0.00
TOTAL	0	\$0.00	1	\$29,993.00
Vice Chancellor - Advancement				
Office of the Vice Chancellor	0	\$0.00	0	\$0.00
Marketing and Communications	0	\$0.00	0	\$0.00
TOTAL	0	\$0.00	0	\$0.00
GRAND TOTALS	1	\$29,903.46	75	\$50,453,702.58

**WINSTON-SALEM STATE UNIVERSITY
PROPOSALS SUBMITTED BY
SCHOOL/COLLEGE/UNITS
MONTH OF JUNE 2018**

DEPARTMENT/UNITS	CURRENT MONTH		CUMULATIVE FISCAL YEAR TO DATE JULY 1, 2017 - JUNE 30, 2018		
	NUMBER	AMOUNT	NUMBER	AMOUNT	%OF TOTAL
THE COLLEGE OF WINSTON SALEM STATE UNIVERSITY	1	\$29,903.46	54	\$11,691,358.58	23.17%
SCHOOL OF HEALTH SCIENCES	0	\$0.00	13	\$16,097,365.00	31.91%
ADMINISTRATIVE UNITS	0	\$0.00	8	\$22,664,979.00	44.92%
TOTAL	1	\$29,903.46	75	\$50,453,702.58	100%

FISCAL YEAR 2017

MONTH OF JUNE 2017

NUMBER 6
AMOUNT \$3,026,711.00

JULY 1, 2016 - JUNE 30, 2017

NUMBER 73
AMOUNT \$42,643,203.34

FISCAL YEAR CUMULATIVE (JULY 1, 2016 - JUNE 30, 2017)

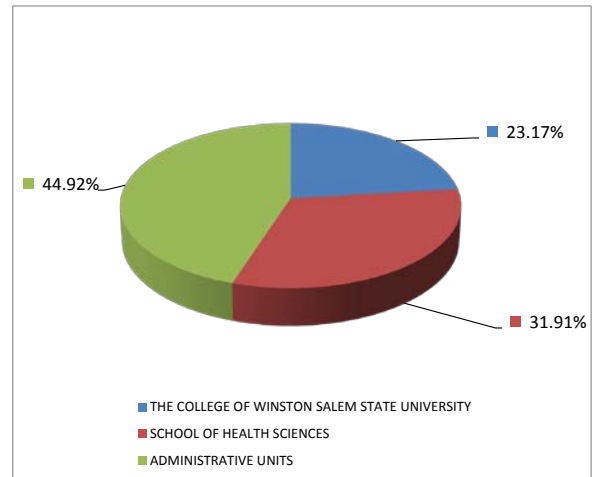
NUMBER 60
AMOUNT \$42,643,203.34

+

YEAR TO DATE

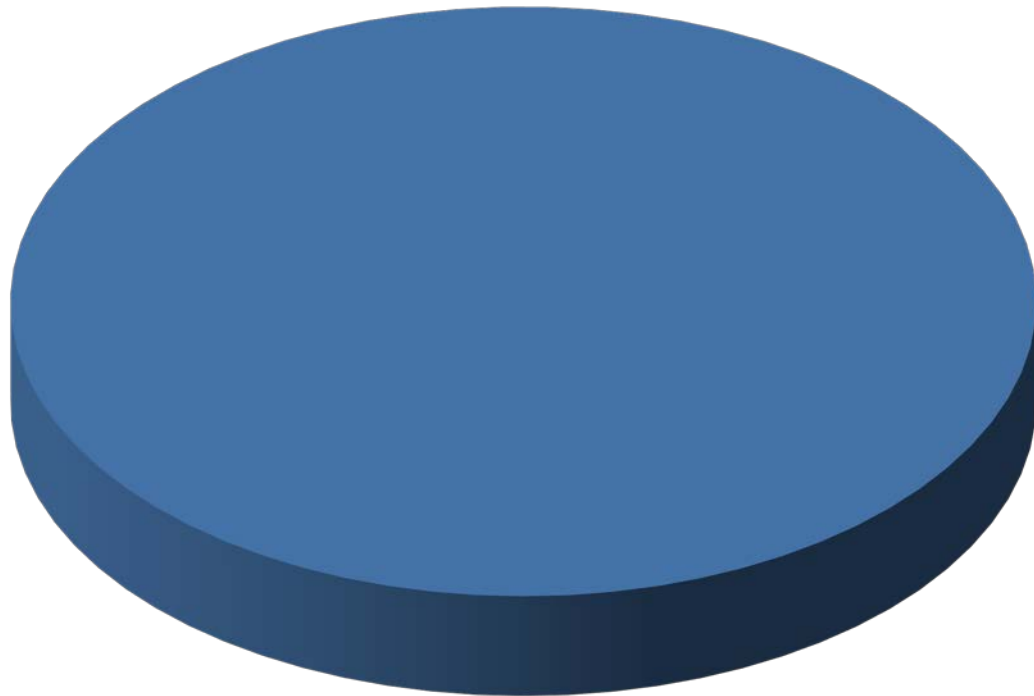
JULY 1, 2017 - JUNE 30, 2018

NUMBER 75
AMOUNT \$50,453,702.58



Note: Percent Change in Dollar Amount Requested From Last Year 18.3%

Note: Percent Change in Number of Proposals Submitted From Last Year 2.7%



SCHOOLS COLLEGE UNITS PIE

RAMSeS
 Month of June 2018
 Proposal Report

PROP#	TITLE	PI	CO PI	DEPT/UNIT/CEN TER	SPONSOR	BEGDTE	ENDDTE	AMT.REQ.
18-0063	RFA Summer Feeding Program	Williams-Brown, Cynthia	Booker, Marian; Reid, Sandra;	Health and Physical Education and Sports Studies	North Carolina Department of Public Instruction (NCDPI)	6/1/2018	8/1/2018	\$29,903.46
							Total:	\$29,903.46