


# COMPARISON OF FY17 AND FY18 AWARDS RECEIVED



**WINSTON-SALEM STATE  
UNIVERSITY  
AWARDS RECEIVED BY SPONSOR  
MONTH OF NOVEMBER 2017**

**CURRENT MONTH**

**CUMULATIVE FISCAL YEAR TO DATE  
JULY 1, 2017 - NOVEMBER 30, 2017**

| <b>SPONSOR</b>                     | <b>NUMBER</b> | <b>AMOUNT</b>      | <b>NUMBER</b> | <b>AMOUNT</b>         | <b>% OF TOTAL</b> |
|------------------------------------|---------------|--------------------|---------------|-----------------------|-------------------|
| <b>FEDERAL</b>                     | <b>1</b>      | <b>\$85,000.00</b> | <b>13</b>     | <b>\$7,478,823.00</b> | <b>86%</b>        |
| <b>FOUNDATION</b>                  | <b>0</b>      | <b>\$0.00</b>      | <b>0</b>      | <b>\$0.00</b>         | <b>0%</b>         |
| <b>STATE OF NORTH CAROLINA</b>     | <b>0</b>      | <b>\$0.00</b>      | <b>0</b>      | <b>\$0.00</b>         | <b>0%</b>         |
| <b>NC LOCAL GOVERNMENT</b>         | <b>0</b>      | <b>\$0.00</b>      | <b>0</b>      | <b>\$0.00</b>         | <b>0%</b>         |
| <b>BUSINESS &amp; INDUSTRY</b>     | <b>0</b>      | <b>\$0.00</b>      | <b>0</b>      | <b>\$0.00</b>         | <b>0%</b>         |
| <b>COLLEGES &amp; UNIVERSITIES</b> | <b>1</b>      | <b>\$5,000.00</b>  | <b>14</b>     | <b>\$590,195.00</b>   | <b>7%</b>         |
| <b>OTHER AGENCIES</b>              | <b>0</b>      | <b>\$0.00</b>      | <b>4</b>      | <b>\$601,669.00</b>   | <b>7%</b>         |
| <b>GRAND TOTALS</b>                | <b>2</b>      | <b>\$90,000.00</b> | <b>31</b>     | <b>\$8,670,687.00</b> | <b>100%</b>       |

**WINSTON-SALEM STATE UNIVERSITY  
AWARDS RECEIVED BY SPONSOR  
MONTH OF NOVEMBER 2017**

CURRENT MONTH

CUMULATIVE FISCAL YEAR TO DATE  
JULY 1, 2017 - NOVEMBER 30, 2017

| SPONSOR                                                                              | NUMBER   | AMOUNT             | NUMBER    | AMOUNT                |
|--------------------------------------------------------------------------------------|----------|--------------------|-----------|-----------------------|
| <b>FEDERAL</b>                                                                       |          |                    |           |                       |
| Dept of the Army                                                                     | 0        | \$0.00             | 0         | \$0.00                |
| Dept of Commerce - Economic Development Administration                               | 0        | \$0.00             | 0         | \$0.00                |
| Dept of Defense - Army                                                               | 0        | \$0.00             | 0         | \$0.00                |
| Dept of Education                                                                    | 0        | \$0.00             | 6         | \$6,412,075.00        |
| Dept of Health and Human Services (HHS)                                              | 0        | \$0.00             | 0         | \$0.00                |
| HHS-Centers for Disease Control and Prevention (CDC)                                 | 0        | \$0.00             | 0         | \$0.00                |
| HHS-Health Resources & Services Administration (HRSA)                                | 0        | \$0.00             | 0         | \$0.00                |
| HHS-Administration for Children and Families (ACF)                                   | 0        | \$0.00             | 0         | \$0.00                |
| HHS-Office of Women Health (OWH)                                                     | 0        | \$0.00             | 0         | \$0.00                |
| HHS - Substance Abuse and Mental Health Services Administration (SAMHSA)             | 0        | \$0.00             | 1         | \$239,997.00          |
| National Institutes of Health (NIH)                                                  | 0        | \$0.00             | 1         | \$179,836.00          |
| (NIH) Eunice Kennedy Shriver National Institutes of Child Health & Human Development | 0        | \$0.00             | 0         | \$0.00                |
| (NIH) National Cancer Institute                                                      | 0        | \$0.00             | 0         | \$0.00                |
| (NIH) National Ctr on Minority Health&Health Disparities                             | 0        | \$0.00             | 0         | \$0.00                |
| (NIH) National Institute of Mental Health                                            | 0        | \$0.00             | 0         | \$0.00                |
| (NIH) National Institute of Nursing Research                                         | 0        | \$0.00             | 0         | \$0.00                |
| (NIH) National Heart, Lung & Blood Institute                                         | 0        | \$0.00             | 0         | \$0.00                |
| (NIH) National Institute of Child Health and Human Dev.                              | 0        | \$0.00             | 0         | \$0.00                |
| (NIH) National Instit. of General Medical Sci.(NIGMS)                                | 0        | \$0.00             | 1         | \$1,088.00            |
| (NIH) John E. Fogarty International Center                                           | 0        | \$0.00             | 0         | \$0.00                |
| (NIH) Office of Research Integrity                                                   | 0        | \$0.00             | 0         | \$0.00                |
| Centers for Medicare & Medicaid Services (CMS)                                       | 0        | \$0.00             | 1         | \$325,000.00          |
| Dept of Interior                                                                     | 1        | \$85,000.00        | 1         | \$85,000.00           |
| Dept of Justice                                                                      | 0        | \$0.00             | 0         | \$0.00                |
| Dept of Transportation                                                               | 0        | \$0.00             | 0         | \$0.00                |
| Housing and Urban Development (HUD)                                                  | 0        | \$0.00             | 0         | \$0.00                |
| National Science Foundation (NSF)                                                    | 0        | \$0.00             | 1         | \$233,827.00          |
| US Fish and Wildlife Service                                                         | 0        | \$0.00             | 1         | \$2,000.00            |
| USDA National Institute of Food and Agriculture (NIFA)                               | 0        | \$0.00             | 0         | \$0.00                |
| <b>TOTAL</b>                                                                         | <b>1</b> | <b>\$85,000.00</b> | <b>13</b> | <b>\$7,478,823.00</b> |
| <b>FOUNDATION</b>                                                                    |          |                    |           |                       |
|                                                                                      | 0        | \$0.00             | 0         | \$0.00                |
| <b>TOTAL</b>                                                                         | <b>0</b> | <b>\$0.00</b>      | <b>0</b>  | <b>\$0.00</b>         |
| <b>STATE OF NORTH CAROLINA</b>                                                       |          |                    |           |                       |
|                                                                                      | 0        | \$0.00             | 0         | \$0.00                |
| <b>TOTAL</b>                                                                         | <b>0</b> | <b>\$0.00</b>      | <b>0</b>  | <b>\$0.00</b>         |
| <b>NC LOCAL</b>                                                                      |          |                    |           |                       |
|                                                                                      | 0        | \$0.00             | 0         | \$0.00                |
| <b>TOTAL</b>                                                                         | <b>0</b> | <b>\$0.00</b>      | <b>0</b>  | <b>\$0.00</b>         |
| <b>BUSINESS &amp; INDUSTRY</b>                                                       |          |                    |           |                       |
|                                                                                      | 0        | \$0.00             | 0         | \$0.00                |
| <b>TOTAL</b>                                                                         | <b>0</b> | <b>\$0.00</b>      | <b>0</b>  | <b>\$0.00</b>         |

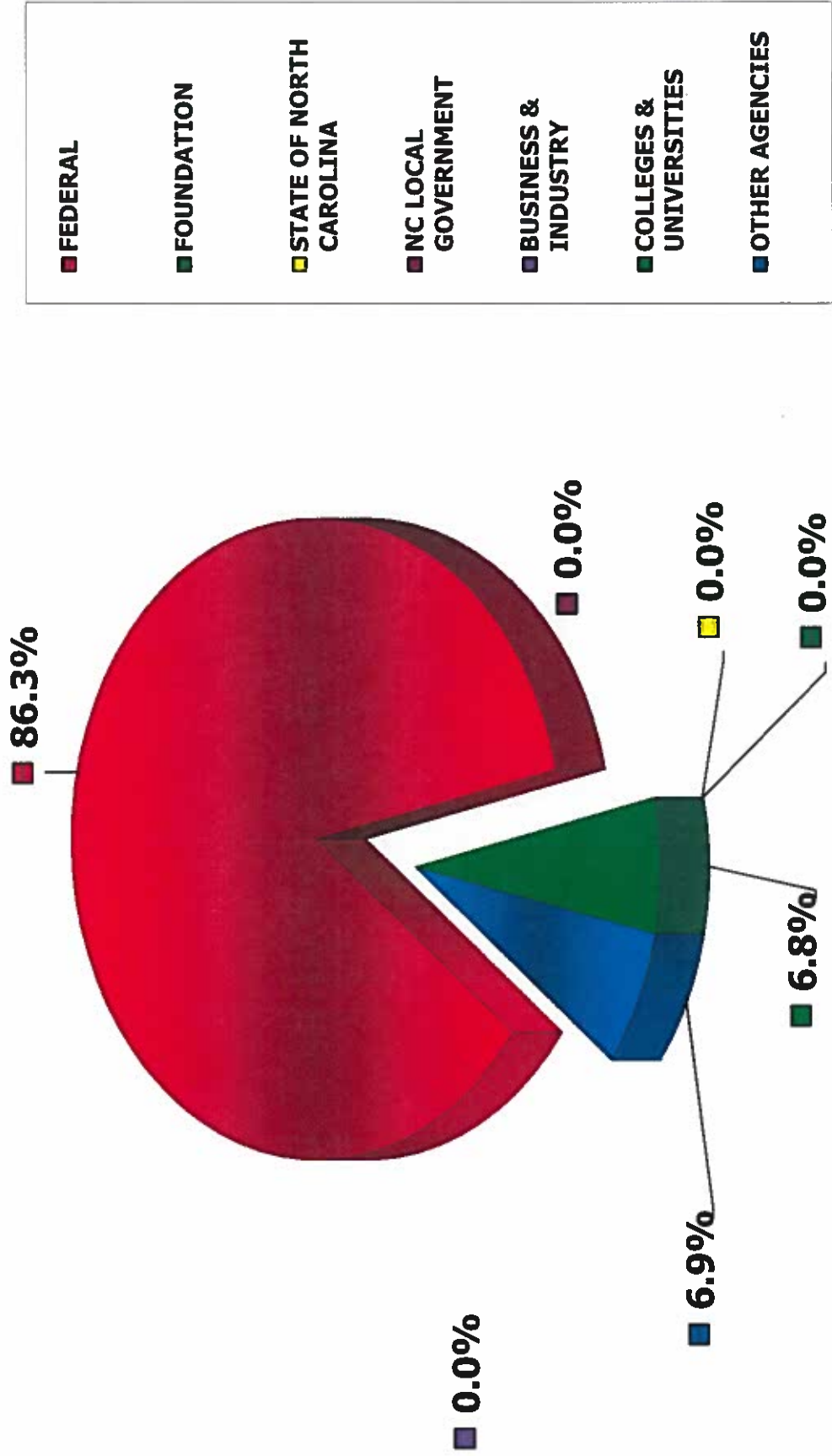
**WINSTON-SALEM STATE UNIVERSITY  
AWARDS RECEIVED BY SPONSOR  
MONTH OF NOVEMBER 2017**

**CURRENT MONTH**

**CUMULATIVE FISCAL YEAR TO DATE  
JULY 1, 2017 - NOVEMBER 30, 2017**

| <b>SPONSOR</b>                                                                         | <b>NUMBER</b> | <b>AMOUNT</b>      | <b>NUMBER</b> | <b>AMOUNT</b>         |
|----------------------------------------------------------------------------------------|---------------|--------------------|---------------|-----------------------|
| <b>COLLEGES &amp; UNIVERSITIES</b>                                                     |               |                    |               |                       |
| Duke University                                                                        | 0             | \$0.00             | 2             | \$60,000.00           |
| Morehouse College School of Medicine                                                   | 0             | \$0.00             | 1             | \$50,000.00           |
| North Carolina A&T State University                                                    | 0             | \$0.00             | 1             | \$15,000.00           |
| North Carolina State University                                                        | 0             | \$0.00             | 3             | \$263,976.00          |
| University of Florida                                                                  | 0             | \$0.00             | 1             | \$150,000.00          |
| University of North Carolina - General Administration                                  | 0             | \$0.00             | 1             | \$14,500.00           |
| University of Tennessee                                                                | 0             | \$0.00             | 1             | \$3,000.00            |
| Wake Forest Baptist Medical Center Clinical and Translational Science Institute (CTSI) | 1             | \$5,000.00         | 2             | \$10,000.00           |
| Wake Forest University Health Sciences                                                 | 0             | \$0.00             | 2             | \$23,719.00           |
|                                                                                        | <b>1</b>      | <b>\$5,000.00</b>  | <b>14</b>     | <b>\$590,195.00</b>   |
| <b>OTHER AGENCIES</b>                                                                  |               |                    |               |                       |
| Alabama State Government                                                               | 0             | \$0.00             | 1             | \$10,000.00           |
| Corporation for Public Broadcasting                                                    | 0             | \$0.00             | 1             | \$108,469.00          |
| Northwest Area Health Education Center (AHEC)                                          | 0             | \$0.00             | 1             | \$10,000.00           |
| Thurgood Marshall College Fund, Inc.                                                   | 0             | \$0.00             | 1             | \$473,200.00          |
|                                                                                        | <b>0</b>      | <b>\$0.00</b>      | <b>4</b>      | <b>\$601,669.00</b>   |
| <b>GRAND TOTALS</b>                                                                    | <b>2</b>      | <b>\$90,000.00</b> | <b>31</b>     | <b>\$8,670,687.00</b> |

**WINSTON-SALEM STATE UNIVERSITY  
CUMULATIVE AWARDS RECEIVED BY SPONSOR  
AS OF NOVEMBER 30, 2017**



**WINSTON-SALEM STATE UNIVERSITY  
AWARDS RECEIVED BY  
SCHOOLS/COLLEGE/UNITS  
MONTH OF NOVEMBER 2017**

| COLLEGE/SCHOOLS/UNITS                   | CURRENT MONTH |                    | CUMULATIVE FISCAL YEAR TO DATE<br>JULY 1, 2017 - NOVEMBER 30, 2017 |                       |            |
|-----------------------------------------|---------------|--------------------|--------------------------------------------------------------------|-----------------------|------------|
|                                         | NUMBER        | AMOUNT             | NUMBER                                                             | AMOUNT                | % Of Total |
| THE COLLEGE OF WINSTON SALEM STATE UNIV | 1             | \$85,000.00        | 13                                                                 | \$1,674,745.00        | 18.17%     |
| SCHOOL OF HEALTH SCIENCES               | 1             | \$5,000.00         | 12                                                                 | \$1,045,187.00        | 12.12%     |
| ADMINISTRATIVE UNITS                    | 0             | \$0.00             | 5                                                                  | \$5,900,755.00        | 68.45%     |
| <b>Total</b>                            | <b>2</b>      | <b>\$90,000.00</b> | <b>30</b>                                                          | <b>\$8,620,687.00</b> | <b>99%</b> |

**FISCAL YEAR 2017**

MONTH OF NOVEMBER 2016

|        |        |
|--------|--------|
| NUMBER | 0      |
| AMOUNT | \$0.00 |

CUMULATIVE FY COMPARISON (JULY 1, 2016 - NOVEMBER 30, 2016)

|        |                |
|--------|----------------|
| NUMBER | 23             |
| AMOUNT | \$8,313,741.00 |

FY TOTALS (JULY 1, 2016 - JUNE 30, 2017)

|        |                 |
|--------|-----------------|
| NUMBER | 51              |
| AMOUNT | \$10,848,595.00 |

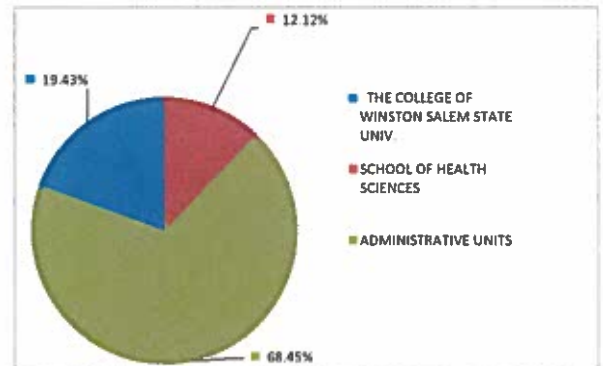
**FISCAL YEAR 2018**

JULY 1, 2017 - OCTOBER 31, 2017

|        |                |
|--------|----------------|
| NUMBER | 30             |
| AMOUNT | \$8,620,687.00 |

**Note: Percent Change in Dollar Amount Received From Last Year 3.69%**

**Note: Percent Change in Number of Awards Received From Last Year 30.43%**



**WINSTON-SALEM STATE UNIVERSITY  
AWARDS RECEIVED BY DEPARTMENTS/UNITS  
MONTH OF NOVEMBER 2017**

| DEPARTMENT/UNITS                                               | CURRENT MONTH |                    | CUMULATIVE FISCAL YEAR TO DATE<br>JULY 1, 2017- NOVEMBER 30, 2017 |                       |
|----------------------------------------------------------------|---------------|--------------------|-------------------------------------------------------------------|-----------------------|
|                                                                | NUMBER        | AMOUNT             | NUMBER                                                            | AMOUNT                |
| <b>THE COLLEGE OF WINSTON SALEM STATE UNIVERSITY</b>           |               |                    |                                                                   |                       |
| Office of the Dean                                             | 0             | \$0.00             | 0                                                                 | \$0.00                |
| Center for Design and Innovation (CDI)                         | 1             | \$85,000.00        | 1                                                                 | \$85,000.00           |
| International Programs                                         | 0             | \$0.00             | 0                                                                 | \$0.00                |
| <b>TOTAL</b>                                                   | <b>1</b>      | <b>\$85,000.00</b> | <b>1</b>                                                          | <b>\$85,000.00</b>    |
| <b>ARTS &amp; HUMANITIES DEPARTMENTS</b>                       |               |                    |                                                                   |                       |
| Art & Visual Studies                                           | 0             | \$0.00             | 0                                                                 | \$0.00                |
| English                                                        | 0             | \$0.00             | 0                                                                 | \$0.00                |
| Liberal Studies                                                | 0             | \$0.00             | 0                                                                 | \$0.00                |
| Music                                                          | 0             | \$0.00             | 0                                                                 | \$0.00                |
| World Languages and Cultures                                   | 0             | \$0.00             | 0                                                                 | \$0.00                |
| Diggs Gallery                                                  | 0             | \$0.00             | 0                                                                 | \$0.00                |
| <b>TOTAL</b>                                                   | <b>0</b>      | <b>\$0.00</b>      | <b>0</b>                                                          | <b>\$0.00</b>         |
| <b>BUSINESS DEPARTMENTS</b>                                    |               |                    |                                                                   |                       |
| Accounting & Management Information Systems                    | 0             | \$0.00             | 0                                                                 | \$0.00                |
| Economics and Finance                                          | 0             | \$0.00             | 0                                                                 | \$0.00                |
| Management and Marketing                                       | 0             | \$0.00             | 0                                                                 | \$0.00                |
| Center for Economic Analysis                                   | 0             | \$0.00             | 0                                                                 | \$0.00                |
| Center for Entrepreneurship                                    | 0             | \$0.00             | 0                                                                 | \$0.00                |
| Center for Excellence in Financial Services                    | 0             | \$0.00             | 0                                                                 | \$0.00                |
| Center for Study of Economic Mobility                          | 0             | \$0.00             | 1                                                                 | \$473,200.00          |
| Small Business Technology Development Center (SBTDC)           | 0             | \$0.00             | 2                                                                 | \$253,976.00          |
| <b>TOTAL</b>                                                   | <b>0</b>      | <b>\$0.00</b>      | <b>3</b>                                                          | <b>\$727,176.00</b>   |
| <b>EDUCATION DEPARTMENTS</b>                                   |               |                    |                                                                   |                       |
| Education                                                      | 0             | \$0.00             | 0                                                                 | \$0.00                |
| Health & Physical Education and Sports Studies                 | 0             | \$0.00             | 1                                                                 | \$325,000.00          |
| Human Service Studies                                          | 0             | \$0.00             | 0                                                                 | \$0.00                |
| Mathematics, Science and Technology Education                  | 0             | \$0.00             | 0                                                                 | \$0.00                |
| Maya Angelou Institute                                         | 0             | \$0.00             | 0                                                                 | \$0.00                |
| <b>TOTAL</b>                                                   | <b>0</b>      | <b>\$0.00</b>      | <b>1</b>                                                          | <b>\$325,000.00</b>   |
| <b>NATURAL AND PHYSICAL SCIENCES</b>                           |               |                    |                                                                   |                       |
| Biological Sciences                                            | 0             | \$0.00             | 2                                                                 | \$19,185.00           |
| Chemistry                                                      | 0             | \$0.00             | 0                                                                 | \$0.00                |
| Computer Science                                               | 0             | \$0.00             | 4                                                                 | \$408,827.00          |
| Mathematics                                                    | 0             | \$0.00             | 0                                                                 | \$0.00                |
| Biomedical Research and Infrastructure Center (BRIC)           | 0             | \$0.00             | 1                                                                 | \$1,088.00            |
| <b>TOTAL</b>                                                   | <b>0</b>      | <b>\$0.00</b>      | <b>7</b>                                                          | <b>\$429,100.00</b>   |
| <b>SOCIAL SCIENCES DEPARTMENTS</b>                             |               |                    |                                                                   |                       |
| Behavioral Sciences                                            | 0             | \$0.00             | 0                                                                 | \$0.00                |
| Communication and Media Studies                                | 0             | \$0.00             | 1                                                                 | \$108,469.00          |
| History, Politics and Social Justice                           | 0             | \$0.00             | 0                                                                 | \$0.00                |
| Psychological Sciences                                         | 0             | \$0.00             | 0                                                                 | \$0.00                |
| Center for Community Safety                                    | 0             | \$0.00             | 0                                                                 | \$0.00                |
| <b>TOTAL</b>                                                   | <b>0</b>      | <b>\$0.00</b>      | <b>1</b>                                                          | <b>\$108,469.00</b>   |
| <b>SCHOOL OF HEALTH SCIENCES</b>                               |               |                    |                                                                   |                       |
| Office of the Dean                                             | 0             | \$0.00             | 1                                                                 | \$416,666.00          |
| Center of Excellence for the Elimination of Health Disparities | 0             | \$0.00             | 2                                                                 | \$182,836.00          |
| Clinical Laboratory Science                                    | 0             | \$0.00             | 0                                                                 | \$0.00                |
| Exercise Physiology                                            | 0             | \$0.00             | 1                                                                 | \$50,000.00           |
| Healthcare Management                                          | 0             | \$0.00             | 0                                                                 | \$0.00                |
| Nursing                                                        | 1             | \$5,000.00         | 3                                                                 | \$25,000.00           |
| Occupational Therapy                                           | 0             | \$0.00             | 0                                                                 | \$0.00                |
| Physical Therapy                                               | 0             | \$0.00             | 2                                                                 | \$11,534.00           |
| Rehabilitation Counseling                                      | 0             | \$0.00             | 3                                                                 | \$359,151.00          |
| <b>TOTAL</b>                                                   | <b>1</b>      | <b>\$5,000.00</b>  | <b>12</b>                                                         | <b>\$1,045,187.00</b> |

**WINSTON-SALEM STATE UNIVERSITY  
AWARDS RECEIVED BY DEPARTMENTS/UNITS  
MONTH OF NOVEMBER 2017**

**CURRENT MONTH**

**CUMULATIVE FISCAL YEAR TO DATE  
JULY 1, 2017- NOVEMBER 30, 2017**

| DEPARTMENT/UNITS                                         | NUMBER   | AMOUNT             | NUMBER    | AMOUNT                |
|----------------------------------------------------------|----------|--------------------|-----------|-----------------------|
| <b>ADMINISTRATIVE UNITS</b>                              |          |                    |           |                       |
| <b>OFFICE OF THE CHANCELLOR</b>                          | 0        | \$0.00             | 0         | \$0.00                |
| Athletics                                                | 0        | \$0.00             | 0         | \$0.00                |
| <b>TOTAL</b>                                             | <b>0</b> | <b>\$0.00</b>      | <b>0</b>  | <b>\$0.00</b>         |
| <b>ACADEMIC AFFAIRS</b>                                  |          |                    |           |                       |
| Office of the Provost                                    | 0        | \$0.00             | 0         | \$0.00                |
| Simon G. Atkins Community Development Center             | 0        | \$0.00             | 0         | \$0.00                |
| C. G. O'Kelly Library                                    | 0        | \$0.00             | 0         | \$0.00                |
| Enrollment Management (Admissions, Financial Aid, Regist | 0        | \$0.00             | 0         | \$0.00                |
| Information Technology                                   | 0        | \$0.00             | 0         | \$0.00                |
| Institutional Planning, Assessment & Research            | 0        | \$0.00             | 0         | \$0.00                |
| Title III                                                | 0        | \$0.00             | 2         | \$5,391,076.00        |
| Undergraduate Research                                   | 0        | \$0.00             | 1         | \$14,500.00           |
| University College and Lifelong Learning (UCA LL)        | 0        | \$0.00             | 0         | \$0.00                |
| Student Support Services                                 | 0        | \$0.00             | 2         | \$495,179.00          |
| <b>TOTAL</b>                                             | <b>0</b> | <b>\$0.00</b>      | <b>5</b>  | <b>\$5,900,755.00</b> |
| <b>STUDENT AFFAIRS</b>                                   |          |                    |           |                       |
| Office of the Vice Chancellor                            | 0        | \$0.00             | 0         | \$0.00                |
| Counseling Services                                      | 0        | \$0.00             | 0         | \$0.00                |
| Student Health Services                                  | 0        | \$0.00             | 0         | \$0.00                |
| <b>TOTAL</b>                                             | <b>0</b> | <b>\$0.00</b>      | <b>0</b>  | <b>\$0.00</b>         |
| <b>FINANCE ADMINISTRATION</b>                            |          |                    |           |                       |
| Office of the Vice Chancellor                            | 0        | \$0.00             | 0         | \$0.00                |
| Campus Police                                            | 0        | \$0.00             | 0         | \$0.00                |
| Facilities Planning and Engineering                      | 0        | \$0.00             | 0         | \$0.00                |
| <b>TOTAL</b>                                             | <b>0</b> | <b>\$0.00</b>      | <b>0</b>  | <b>\$0.00</b>         |
| <b>GRAND TOTALS</b>                                      | <b>2</b> | <b>\$90,000.00</b> | <b>30</b> | <b>\$8,620,687.00</b> |



**RAMSeS**  
**Month of November 2017**  
**Awards Report**

| PROJ#   | TITLE                                                                                                                                                                   | PI                | CO PI         | SPONSOR                                                                                | DEPT/UNIT/CENTER             | BEGDTE     | ENDDTE        | AWDAMT             | TYPE                   |
|---------|-------------------------------------------------------------------------------------------------------------------------------------------------------------------------|-------------------|---------------|----------------------------------------------------------------------------------------|------------------------------|------------|---------------|--------------------|------------------------|
| 17-0077 | Counting Butterflies: Using Innovative Technologies to Estimate Colony Sizes of Animal Aggregations;A Methodological and Communication Strategy and Development Project | Hristov, Nickolay | Allen, Louise | DOI US Fish and Wildlife Service                                                       | Center for Design Innovation | 8/1/2017   | 8/1/2019      | \$85,000.00        | RESEARCH & DEVELOPMENT |
| 18-0037 | Transformational Leadership Practices: Exploring the Influence of BSN Education on Leadership Practices of Nurses                                                       | Sellers, Bridgett |               | Wake Forest Baptist Medical Center Clinical and Translational Science Institute (CTSI) | Nursing                      | 10/31/2017 | 4/30/2018     | \$5,000.00         | RESEARCH & DEVELOPMENT |
|         |                                                                                                                                                                         |                   |               |                                                                                        |                              |            | <b>Total:</b> | <b>\$90,000.00</b> |                        |