


COMPARISON OF FY17 AND FY18 AWARDS RECEIVED



**WINSTON-SALEM STATE UNIVERSITY
AWARDS RECEIVED BY
SCHOOLS/COLLEGE/UNITS
MONTH OF SEPTEMBER 2017**

COLLEGE/SCHOOLS/UNITS	CURRENT MONTH		CUMULATIVE FISCAL YEAR TO DATE JULY 1, 2017 - SEPTEMBER 30, 2017		
	NUMBER	AMOUNT	NUMBER	AMOUNT	% Of Total
THE COLLEGE OF WINSTON SALEM STATE UNIV	2	\$340,000.00	9	\$862,569.00	9.69%
SCHOOL OF HEALTH SCIENCES	5	\$948,653.00	10	\$1,030,187.00	13.24%
ADMINISTRATIVE UNITS	3	\$5,646,258.00	4	\$5,886,255.00	75.67%
Total	10	\$6,934,911.00	23	\$7,779,011.00	99%

FISCAL YEAR 2017

MONTH OF SEPTEMBER 2016

NUMBER	17
AMOUNT	\$2,555,164.00

CUMULATIVE FY COMPARISON (JULY 1, 2016 - SEPTEMBER 30, 2016)

NUMBER	13
AMOUNT	\$2,454,123.00

FY TOTALS (JULY 1, 2016 - JUNE 30, 2017)

NUMBER	51
AMOUNT	\$10,848,595.00

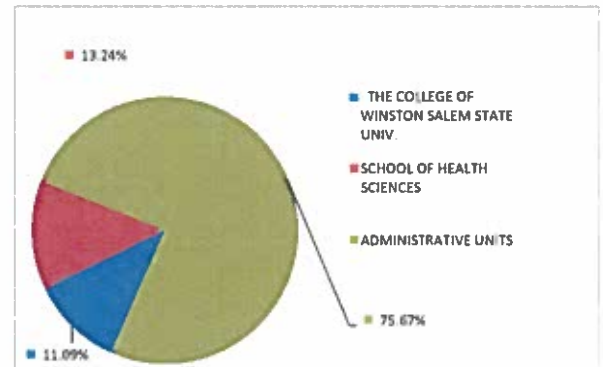
FISCAL YEAR 2018

JULY 1, 2017 - SEPTEMBER 30, 2017

NUMBER	23
AMOUNT	\$7,779,011.00

Note: Percent Change in Dollar Amount Received From Last Year 216.98%

Note: Percent Change in Number of Awards Received From Last Year 76.92%



**WINSTON-SALEM STATE UNIVERSITY
AWARDS RECEIVED BY DEPARTMENTS/UNITS
MONTH OF SEPTEMBER, 2017**

DEPARTMENT/UNITS	CURRENT MONTH		CUMULATIVE FISCAL YEAR TO DATE JULY 1, 2017- SEPTEMBER 30, 2017	
	NUMBER	AMOUNT	NUMBER	AMOUNT
THE COLLEGE OF WINSTON SALEM STATE UNIVERSITY				
Office of the Dean	0	\$0.00	0	\$0.00
Center for Design and Innovation (CDI)	0	\$0.00	0	\$0.00
International Programs	0	\$0.00	0	\$0.00
TOTAL	0	\$0.00	0	\$0.00
ARTS & HUMANITIES DEPARTMENTS				
Art & Visual Studies	0	\$0.00	0	\$0.00
English	0	\$0.00	0	\$0.00
Liberal Studies	0	\$0.00	0	\$0.00
Music	0	\$0.00	0	\$0.00
World Languages and Cultures	0	\$0.00	0	\$0.00
Diggs Gallery	0	\$0.00	0	\$0.00
TOTAL	0	\$0.00	0	\$0.00
BUSINESS DEPARTMENTS				
Accounting & Management Information Systems	0	\$0.00	0	\$0.00
Economics and Finance	0	\$0.00	0	\$0.00
Management and Marketing	0	\$0.00	0	\$0.00
Center for Economic Analysis	0	\$0.00	0	\$0.00
Center for Entrepreneurship	0	\$0.00	0	\$0.00
Center for Excellence in Financial Services	0	\$0.00	0	\$0.00
Small Business Technology Development Center (SBTDC)	0	\$0.00	0	\$0.00
TOTAL	0	\$0.00	0	\$0.00
EDUCATION DEPARTMENTS				
Education	0	\$0.00	0	\$0.00
Health & Physical Education and Sports Studies	1	\$325,000.00	1	\$325,000.00
Human Service Studies	0	\$0.00	0	\$0.00
Mathematics, Science and Technology Education	0	\$0.00	0	\$0.00
Maya Angelou Institute	0	\$0.00	0	\$0.00
TOTAL	1	\$325,000.00	1	\$325,000.00
NATURAL AND PHYSICAL SCIENCES				
Biological Sciences	0	\$0.00	2	\$19,185.00
Chemistry	0	\$0.00	0	\$0.00
Computer Science	1	\$15,000.00	4	\$408,827.00
Mathematics	0	\$0.00	0	\$0.00
Biomedical Research and Infrastructure Center (BRIC)	0	\$0.00	1	\$1,088.00
TOTAL	1	\$15,000.00	7	\$429,100.00
SOCIAL SCIENCES DEPARTMENTS				
Behavioral Sciences	0	\$0.00	0	\$0.00
Communication and Media Studies	0	\$0.00	1	\$108,469.00
History, Politics and Social Justice	0	\$0.00	0	\$0.00
Psychological Sciences	0	\$0.00	0	\$0.00
Center for Community Safety	0	\$0.00	0	\$0.00
TOTAL	0	\$0.00	1	\$108,469.00
SCHOOL OF HEALTH SCIENCES				
Office of the Dean	1	\$416,666.00	1	\$416,666.00
Center of Excellence for the Elimination of Health Disparities	2	\$182,836.00	2	\$182,836.00
Clinical Laboratory Science	0	\$0.00	0	\$0.00
Exercise Physiology	0	\$0.00	1	\$50,000.00
Healthcare Management	0	\$0.00	0	\$0.00
Nursing	0	\$0.00	1	\$10,000.00
Occupational Therapy	0	\$0.00	0	\$0.00
Physical Therapy	0	\$0.00	2	\$11,534.00
Rehabilitation Counseling	2	\$349,151.00	3	\$359,151.00
TOTAL	5	\$948,653.00	10	\$1,030,187.00

**WINSTON-SALEM STATE UNIVERSITY
AWARDS RECEIVED BY DEPARTMENTS/UNITS
MONTH OF SEPTEMBER, 2017**

DEPARTMENT/UNITS	CURRENT MONTH		CUMULATIVE FISCAL YEAR TO DATE JULY 1, 2017- SEPTEMBER 30, 2017	
	NUMBER	AMOUNT	NUMBER	AMOUNT
ADMINISTRATIVE UNITS				
OFFICE OF THE CHANCELLOR	0	\$0.00	0	\$0.00
Athletics	0	\$0.00	0	\$0.00
TOTAL	0	\$0.00	0	\$0.00
ACADEMIC AFFAIRS				
Office of the Provost	0	\$0.00	0	\$0.00
Simon G. Atkins Community Development Center	0	\$0.00	0	\$0.00
C.G. O'Kelly Library	0	\$0.00	0	\$0.00
Enrollment Management (Admissions, Financial Aid, Regist	0	\$0.00	0	\$0.00
Information Technology	0	\$0.00	0	\$0.00
Institutional Planning, Assessment & Research	0	\$0.00	0	\$0.00
Title III	2	\$5,391,076.00	2	\$5,391,076.00
Undergraduate Research	0	\$0.00	0	\$0.00
University College and Lifelong Learning (UCaLL)	0	\$0.00	0	\$0.00
Student Support Services	1	\$255,182.00	2	\$495,179.00
TOTAL	3	\$5,646,258.00	4	\$5,886,255.00
STUDENT AFFAIRS				
Office of the Vice Chancellor	0	\$0.00	0	\$0.00
Counseling Services	0	\$0.00	0	\$0.00
Student Health Services	0	\$0.00	0	\$0.00
TOTAL	0	\$0.00	0	\$0.00
FINANCE ADMINISTRATION				
Office of the Vice Chancellor	0	\$0.00	0	\$0.00
Campus Police	0	\$0.00	0	\$0.00
Facilities Planning and Engineering	0	\$0.00	0	\$0.00
TOTAL	0	\$0.00	0	\$0.00
GRAND TOTALS	10	\$6,934,911.00	23	\$7,779,011.00

**WINSTON-SALEM STATE
UNIVERSITY
AWARDS RECEIVED BY SPONSOR
MONTH OF SEPTEMBER 2017**

CURRENT MONTH

**CUMULATIVE FISCAL YEAR TO DATE
JULY 1, 2017 - SEPTEMBER 30, 2017**

SPONSOR	NUMBER	AMOUNT	NUMBER	AMOUNT	% OF TOTAL
FEDERAL	8	\$6,916,911.00	12	\$7,393,823.00	95%
FOUNDATION	0	\$0.00	0	\$0.00	0%
STATE OF NORTH CAROLINA	0	\$0.00	0	\$0.00	0%
NC LOCAL GOVERNMENT	0	\$0.00	0	\$0.00	0%
BUSINESS & INDUSTRY	0	\$0.00	0	\$0.00	0%
COLLEGES & UNIVERSITIES	2	\$18,000.00	8	\$256,719.00	3%
OTHER AGENCIES	0	\$0.00	3	\$128,469.00	2%
GRAND TOTALS	10	\$6,934,911.00	23	\$7,779,011.00	100%

**WINSTON-SALEM STATE UNIVERSITY
AWARDS RECEIVED BY SPONSOR
MONTH OF SEPTEMBER 2017**

CURRENT MONTH

**CUMULATIVE FISCAL YEAR TO DATE
JULY 1, 2017 - SEPTEMBER 30, 2017**

SPONSOR	NUMBER	AMOUNT	NUMBER	AMOUNT
FEDERAL				
Dept of the Army	0	\$0.00	0	\$0.00
Dept of Commerce - Economic Development Administration	0	\$0.00	0	\$0.00
Dept of Defense - Army	0	\$0.00	0	\$0.00
Dept of Education	6	\$6,412,075.00	6	\$6,412,075.00
Dept of Health and Human Services (HHS)	0	\$0.00	0	\$0.00
HHS-Centers for Disease Control and Prevention (CDC)	0	\$0.00	0	\$0.00
HHS-Health Resources & Services Administration (HRSA)	0	\$0.00	0	\$0.00
HHS-Administration for Children and Families (ACF)	0	\$0.00	0	\$0.00
HHS-Office of Women Health (OWH)	0	\$0.00	0	\$0.00
HHS - Substance Abuse and Mental Health Services Administration (SAMHSA)	0	\$0.00	1	\$239,997.00
National Institutes of Health (NIH)	1	\$179,836.00	1	\$179,836.00
(NIH) Eunice Kennedy Shriver National Institutes of Child Health & Human Development	0	\$0.00	0	\$0.00
(NIH) National Cancer Institute	0	\$0.00	0	\$0.00
(NIH) National Ctr on Minority Health&Health Disparities	0	\$0.00	0	\$0.00
(NIH) National Institute of Mental Health	0	\$0.00	0	\$0.00
(NIH) National Institute of Nursing Research	0	\$0.00	0	\$0.00
(NIH) National Heart, Lung & Blood Institute	0	\$0.00	0	\$0.00
(NIH) National Institute of Child Health and Human Dev.	0	\$0.00	0	\$0.00
(NIH) National Instit.of General Medical Sci.(NIGMS)	0	\$0.00	1	\$1,088.00
(NIH) John E. Fogarty International Center	0	\$0.00	0	\$0.00
(NIH) Office of Research Integrity	0	\$0.00	0	\$0.00
Centers for Medicare & Medicaid Services (CMS)	1	\$325,000.00	1	\$325,000.00
Dept of Interior	0	\$0.00	0	\$0.00
Dept of Justice	0	\$0.00	0	\$0.00
Dept of Transportation	0	\$0.00	0	\$0.00
Housing and Urban Development (HUD)	0	\$0.00	0	\$0.00
National Science Foundation (NSF)	0	\$0.00	1	\$233,827.00
US Fish and Wildlife Service	0	\$0.00	1	\$2,000.00
USDA National Institute of Food and Agriculture (NIFA)	0	\$0.00	0	\$0.00
TOTAL	8	\$6,916,911.00	12	\$7,393,823.00
FOUNDATION				
	0	\$0.00	0	\$0.00
TOTAL	0	\$0.00	0	\$0.00
STATE OF NORTH CAROLINA				
	0	\$0.00	0	\$0.00
TOTAL	0	\$0.00	0	\$0.00
NC LOCAL				
	0	\$0.00	0	\$0.00
TOTAL	0	\$0.00	0	\$0.00
BUSINESS & INDUSTRY				
	0	\$0.00	0	\$0.00
TOTAL	0	\$0.00	0	\$0.00

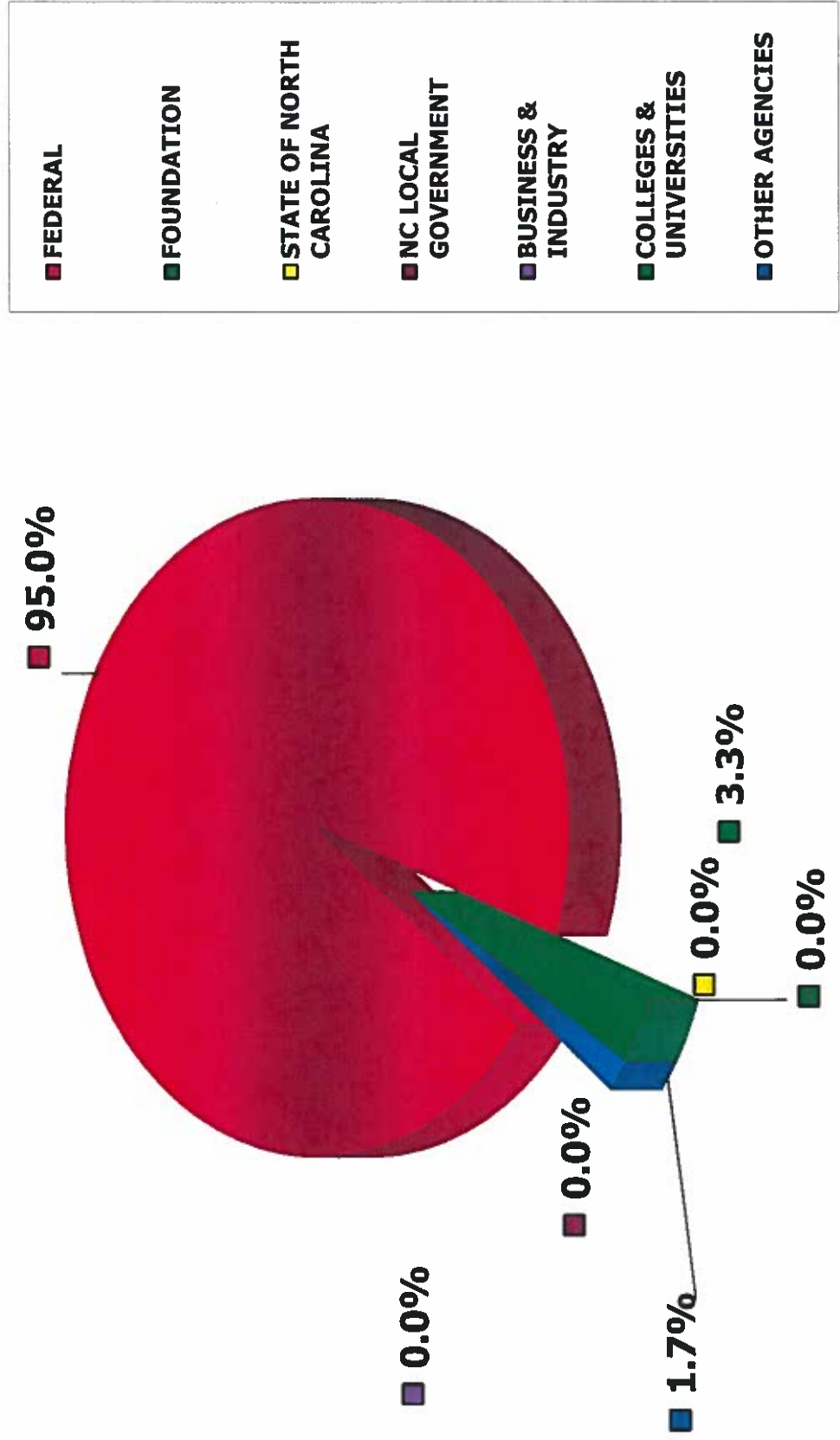
**WINSTON-SALEM STATE UNIVERSITY
AWARDS RECEIVED BY SPONSOR
MONTH OF SEPTEMBER 2017**

CURRENT MONTH

**CUMULATIVE FISCAL YEAR TO DATE
JULY 1, 2017 - SEPTEMBER 30, 2017**

SPONSOR	NUMBER	AMOUNT	NUMBER	AMOUNT
COLLEGES & UNIVERSITIES				
Morehouse College School of Medicine	0	\$0.00	1	\$50,000.00
North Carolina A&T State University	1	\$15,000.00	1	\$15,000.00
North Carolina State University	0	\$0.00	1	\$10,000.00
University of Florida	0	\$0.00	1	\$150,000.00
University of Tennessee	1	\$3,000.00	1	\$3,000.00
Wake Forest Baptist Medical Center Clinical and Translational Science Institute (CTSI)	0	\$0.00	1	\$5,000.00
Wake Forest University Health Sciences	0	\$0.00	2	\$23,719.00
	2	\$18,000.00	8	\$256,719.00
OTHER AGENCIES				
Alabama State Government	0	\$0.00	1	\$10,000.00
Corporation for Public Broadcasting	0	\$0.00	1	\$108,469.00
Northwest Area Health Education Center (AHEC)	0	\$0.00	1	\$10,000.00
	0	\$0.00	3	\$128,469.00
GRAND TOTALS	10	\$6,934,911.00	23	\$7,779,011.00

WINSTON-SALEM STATE UNIVERSITY CUMULATIVE AWARDS RECEIVED BY SPONSOR AS OF SEPTEMBER 30, 2017



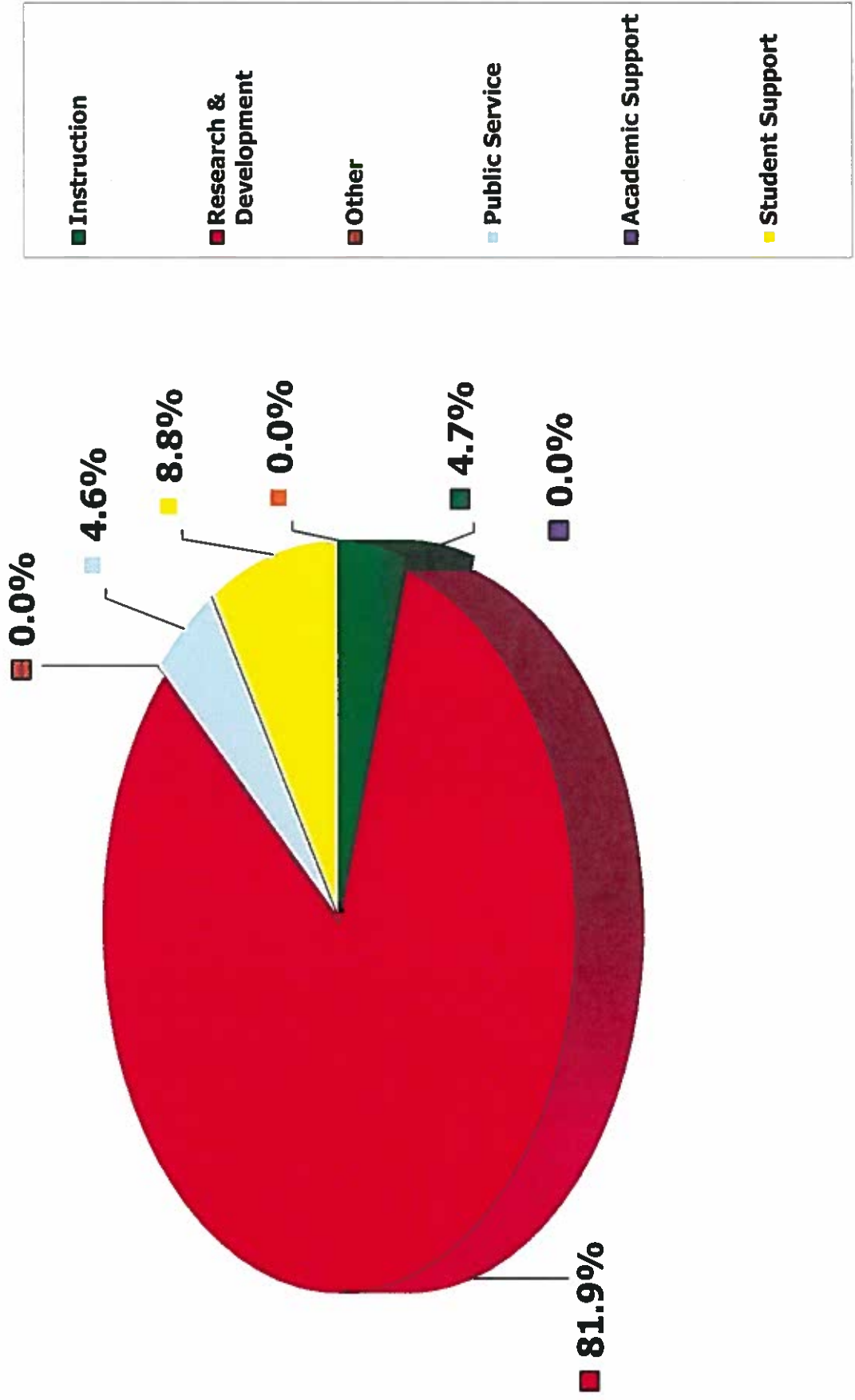
**WINSTON-SALEM STATE UNIVERSITY
AWARDS RECEIVED BY CATEGORY
MONTH OF SEPTEMBER 2017**

CURRENT MONTH

**CUMULATIVE FISCAL YEAR TO DATE
JULY 1, 2017 - SEPTEMBER 30, 2017**

CATEGORY	NUMBER	AMOUNT	CUMULATIVE	AMOUNT	% OF TOTAL
Instruction	3	\$364,151.00	3	\$364,151.00	4.68%
Research & Development	5	\$5,898,912.00	14	\$6,374,546.00	81.95%
Other	0	\$0.00	0	\$0.00	0.00%
Public Service	0	\$0.00	3	\$358,466.00	4.61%
Academic Support	0	\$0.00	0	\$0.00	0.00%
Student Support	2	\$671,848.00	3	\$681,848.00	8.77%
Student Services	0	\$0.00	0	\$0.00	0.00%
TOTALS	10	\$6,934,911.00	23	\$7,779,011.00	100.00%

WINSTON-SALEM STATE UNIVERSITY
CUMULATIVE AWARDS RECEIVED BY CATEGORY
AS OF SEPTEMBER 2017



RAMSeS
Month of September 2017
Awards Report

PROJ#	TITLE	PI	CO-PI	SPONSOR	DEPT/UNIT/ CENTER	BEGDTE	ENDDTE	AMOUNT	TYPE
18-0009	Enhancing Minorities Graduate Degree in STEM and Allied Health Disciplines at WSSU (STEM-H Graduate)	Valentine, Peggy	Johnson, Denise; Bethea, Dorothy; Jones, Elva; Boykin, Montrale; Edwards, Yolanda;	US Department of Education (DOED)	School of Health Sciences	10/1/2017	9/30/2018	\$416,666.00	STUDENT SUPPORT
17-0073	Get Fruved Program (Control Site)	Whitt-Glover, Melicia	Price, Amanda	University of Tennessee	Center of Excellence for the Elimination of Health Disparities	6/15/2017	6/14/2018	\$3,000.00	RESEARCH AND DEVELOPMENT
18-0022	Historically Black Colleges and Universities Program	Witherspoon, Everette		US Department of Education (DOED)	Title III	10/1/2017	9/30/2022	\$4,210,934.00	RESEARCH AND DEVELOPMENT
18-0023	Historically Black Colleges and Universities Program - SAFRA	Witherspoon, Everette		US Department of Education (DOED)	Title III	10/1/2017	9/30/2018	\$1,180,142.00	RESEARCH AND DEVELOPMENT
17-0040	Implementing Evidence-Based Interventions to Prevent Chronic Disease through HBCUs	Whitt-Glover, Melicia	Meixner, Jeffery; Pittsley, Jesse; McKenzie, Michael; Boykin, Montrale;	National Institutes of Health (NIH)	Center of Excellence for the Elimination of Health Disparities	10/1/2017	9/30/2019	\$179,836.00	RESEARCH AND DEVELOPMENT
15-0057	Student Support Services 2015-2020	Virgil, Derrick	Hester, Nicholas; Bamby, Stuart;	US Department of Education (DOED)	Student Support Services	9/1/2015	8/31/2020	\$255,182.00	STUDENT SUPPORT
14-0010	The North Carolina Louis Stokes Alliance Participation - Phase IV	Jones, Elva		North Carolina Agricultural and Technical State University (NCA&T)	Computer Science	11/1/2007	8/31/2018	\$15,000.00	INSTRUCTION

RAMSeS
Month of September 2017
Awards Report

PROJ#	TITLE	PI	CO PI	SPONSOR	DEPT/UNIT/ CENTER	BEGDTE	ENDOTE	AWDAMT	TYPE
14-0096	Virtual Rehabilitation Counselor Training to Serve Individuals who are Deaf or Hard of Hearing	Dock, Robin	Cartwright, Brenda; Edwards, Yolanda;	DOED Office of Special Education and Rehabilitative Services (OSERS)	Rehabilitation Counseling	10/1/2014	9/30/2019	\$149,935.00	INSTRUCTION
18-0001	Weight Matters	Williams-Brown, Cynthia	Henderson, Gregory; Kim, Kiboum; Booker, Marian;	Centers for Medicare and Medicaid Services (CMS)	Health and Physical Education and Sports Studies	9/30/2017	9/29/2019	\$325,000.00	RESEARCH AND DEVELOPMENT
15-0053	WSSU Rural Transition: Using Online delivery to increase knowledge and skills of vocational rehabilitation counselors	Edwards, Yolanda	Cartwright, Brenda; Rogers, Keisha; Dock, Robin;	US Department of Education (DOED)	Rehabilitation Counseling	10/1/2015	9/30/2020	\$199,216.00	INSTRUCTION
							Total:	\$6,934,911.00	