

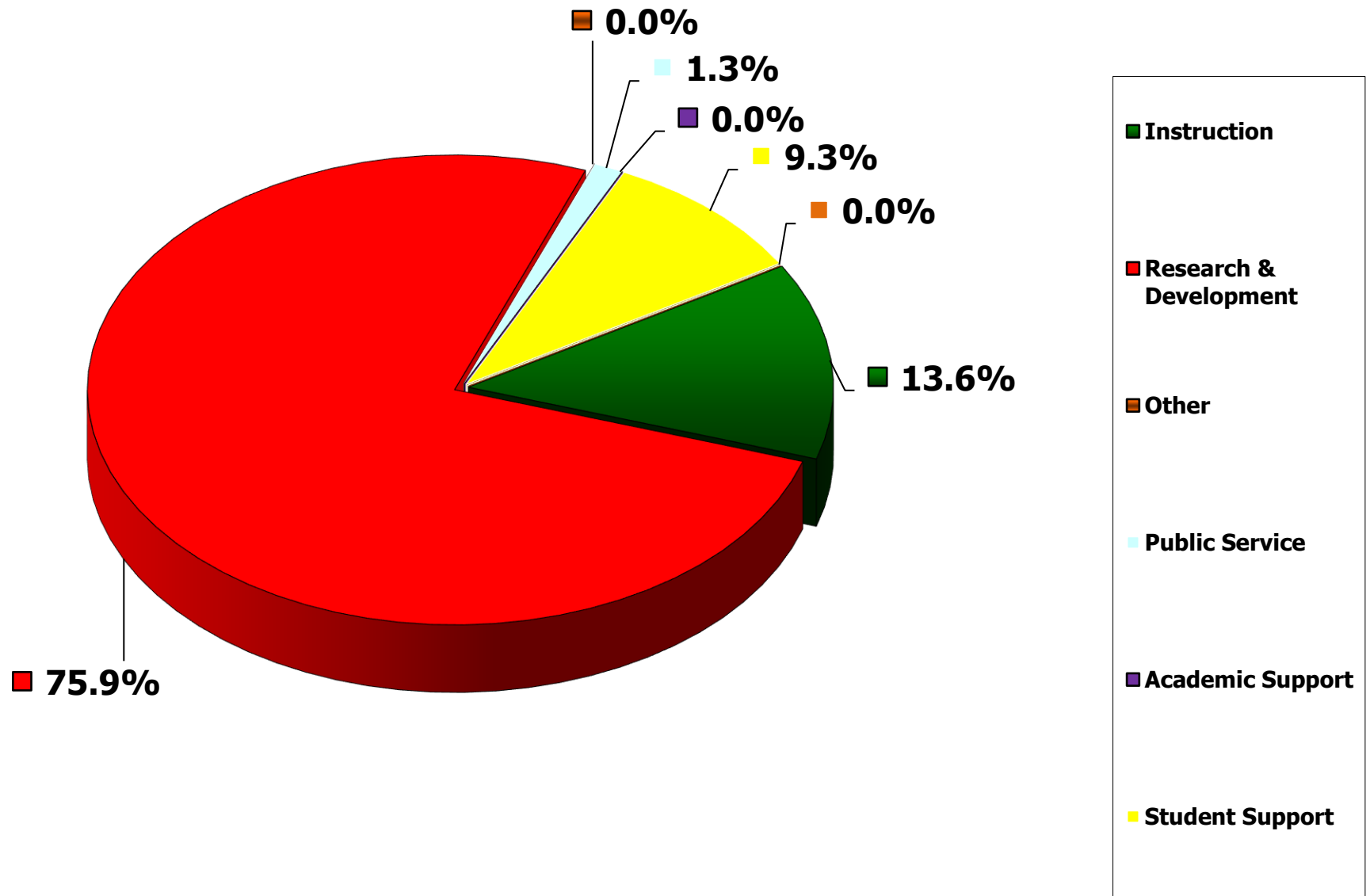
**WINSTON-SALEM STATE UNIVERSITY  
AWARDS RECEIVED BY CATEGORY  
MONTH OF AUGUST 2018**

**CURRENT MONTH**

**CUMULATIVE FISCAL YEAR TO DATE  
JULY 1, 2017 - AUGUST 31, 2018**

<b>CATEGORY</b>	<b>NUMBER</b>	<b>AMOUNT</b>	<b>CUMULATIVE</b>	<b>AMOUNT</b>	<b>% OF TOTAL</b>
Instruction	5	\$999,484.00	6	\$1,080,216.29	13.55%
Research & Development	8	\$5,578,696.00	12	\$6,046,109.00	75.86%
Other	0	\$0.00	0	\$0.00	0.00%
Public Service	0	\$0.00	1	\$101,533.00	1.27%
Academic Support	0	\$0.00	0	\$0.00	0.00%
Student Support	2	\$742,193.00	2	\$742,193.00	9.31%
Student Services	0	\$0.00	0	\$0.00	0.00%
<b>TOTALS</b>	<b>15</b>	<b>\$7,320,373.00</b>	<b>21</b>	<b>\$7,970,051.29</b>	<b>100.00%</b>

# WINSTON-SALEM STATE UNIVERSITY CUMULATIVE AWARDS RECEIVED BY CATEGORY AS OF AUGUST 2018



**WINSTON-SALEM STATE UNIVERSITY  
AWARDS RECEIVED BY SPONSOR  
MONTH OF AUGUST 2018**

SPONSOR	CURRENT MONTH		CUMULATIVE FISCAL YEAR TO DATE JULY 1, 2018 - AUGUST 31, 2018	
	NUMBER	AMOUNT	NUMBER	AMOUNT
<b>FEDERAL</b>				
Dept of Education	6	\$6,281,715.00	6	\$6,281,715.00
Dept of Health and Human Services (HHS)	0	\$0.00	0	\$0.00
National Institutes of Health (NIH)	0	\$0.00	0	\$0.00
National Science Foundation (NSF)	4	\$963,658.00	5	\$1,383,658.00
<b>TOTAL</b>	<b>10</b>	<b>\$7,245,373.00</b>	<b>11</b>	<b>\$7,665,373.00</b>
<b>FOUNDATION</b>				
<b>TOTAL</b>	<b>0</b>	<b>\$0.00</b>	<b>0</b>	<b>\$0.00</b>
<b>STATE OF NORTH CAROLINA</b>				
<b>TOTAL</b>	<b>0</b>	<b>\$0.00</b>	<b>0</b>	<b>\$0.00</b>
<b>NC LOCAL</b>				
	0	\$0.00	0	\$0.00
<b>TOTAL</b>	<b>0</b>	<b>\$0.00</b>	<b>0</b>	<b>\$0.00</b>
<b>BUSINESS &amp; INDUSTRY</b>				
<b>TOTAL</b>	<b>0</b>	<b>\$0.00</b>	<b>0</b>	<b>\$0.00</b>
<b>COLLEGES &amp; UNIVERSITIES</b>				
North Carolina State University	0	\$0.00	1	\$10,000.00
Wake Forest Baptist Medical Center Clinical and Translational Science Institute (CTSI)	0	\$0.00	1	\$5,000.00
Wake Forest University Health Sciences	0	\$0.00	1	\$32,413.00
University of North Carolina School of the Arts (UNCSA)	1	\$30,000.00	1	\$30,000.00
University of North Carolina General Administration (UNC-GA)	1	\$24,500.00	1	\$24,500.00
	<b>2</b>	<b>\$54,500.00</b>	<b>5</b>	<b>\$101,913.00</b>
<b>OTHER AGENCIES</b>				
Corporation for Public Broadcasting	0	\$0.00	1	\$101,533.00
United Way of Forsyth County	0	\$0.00	1	\$80,732.29
Depart of Interior US Fish and Wildlife service	1	\$2,000.00	1	\$2,000.00
American Society for Clinical Pathoogy 9ASCP)	1	\$2,500.00	1	\$2,500.00
Council on Undergraduate Research (CUR)	1	\$16,000.00	1	\$16,000.00
	<b>3</b>	<b>\$20,500.00</b>	<b>5</b>	<b>\$202,765.29</b>
<b>GRAND TOTALS</b>	<b>15</b>	<b>\$7,320,373.00</b>	<b>21</b>	<b>\$7,970,051.29</b>

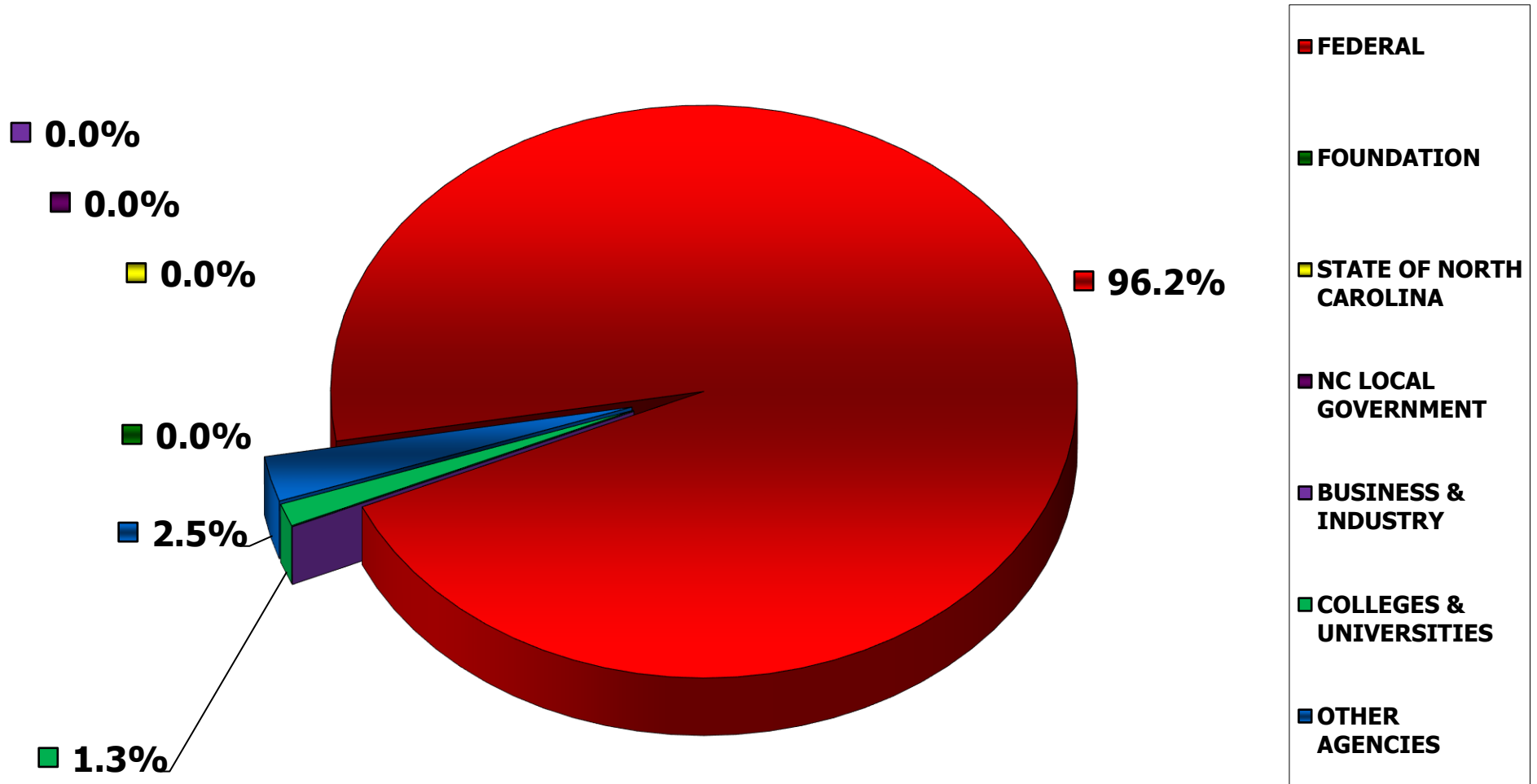
**WINSTON-SALEM STATE  
UNIVERSITY  
AWARDS RECEIVED BY SPONSOR  
MONTH OF AUGUST 2018**

**CURRENT MONTH**

**CUMULATIVE FISCAL YEAR TO DATE  
JULY 1, 2018 - AUGUST 31, 2018**

<b>SPONSOR</b>	<b>NUMBER</b>	<b>AMOUNT</b>	<b>NUMBER</b>	<b>AMOUNT</b>	<b>% OF TOTAL</b>
<b>FEDERAL</b>	<b>10</b>	<b>\$7,245,373.00</b>	<b>11</b>	<b>\$7,665,373.00</b>	<b>96%</b>
<b>FOUNDATION</b>	<b>0</b>	<b>\$0.00</b>	<b>0</b>	<b>\$0.00</b>	<b>0%</b>
<b>STATE OF NORTH CAROLINA</b>	<b>0</b>	<b>\$0.00</b>	<b>0</b>	<b>\$0.00</b>	<b>0%</b>
<b>NC LOCAL GOVERNMENT</b>	<b>0</b>	<b>\$0.00</b>	<b>0</b>	<b>\$0.00</b>	<b>0%</b>
<b>BUSINESS &amp; INDUSTRY</b>	<b>0</b>	<b>\$0.00</b>	<b>0</b>	<b>\$0.00</b>	<b>0%</b>
<b>COLLEGES &amp; UNIVERSITIES</b>	<b>2</b>	<b>\$54,500.00</b>	<b>5</b>	<b>\$101,913.00</b>	<b>1%</b>
<b>OTHER AGENCIES</b>	<b>3</b>	<b>\$20,500.00</b>	<b>5</b>	<b>\$202,765.29</b>	<b>3%</b>
<b>GRAND TOTALS</b>	<b>15</b>	<b>\$7,320,373.00</b>	<b>21</b>	<b>\$7,970,051.29</b>	<b>100%</b>

# WINSTON-SALEM STATE UNIVERSITY CUMULATIVE AWARDS RECEIVED BY SPONSOR AS OF AUGUST 31, 2018



**WINSTON-SALEM STATE UNIVERSITY  
AWARDS RECEIVED BY DEPARTMENTS/UNITS  
MONTH OF AUGUST 2018**

DEPARTMENT/UNITS	CURRENT MONTH		CUMULATIVE FISCAL YEAR TO DATE JULY 1, 2018- AUGUST 31, 2018	
	NUMBER	AMOUNT	NUMBER	AMOUNT
<b>THE COLLEGE OF WINSTON SALEM STATE UNIVERSITY</b>				
Office of the Dean	0	\$0.00	0	\$0.00
Center for Design and Innovation (CDI)	0	\$0.00	0	\$0.00
International Programs	0	\$0.00	0	\$0.00
<b>TOTAL</b>	<b>0</b>	<b>\$0.00</b>	<b>0</b>	<b>\$0.00</b>
<b>ARTS &amp; HUMANITIES DEPARTMENTS</b>				
Art & Visual Studies	0	\$0.00	0	\$0.00
English	0	\$0.00	0	\$0.00
Liberal Studies	0	\$0.00	0	\$0.00
Music	0	\$0.00	0	\$0.00
World Languages and Cultures	0	\$0.00	0	\$0.00
Diggs Gallery	0	\$0.00	0	\$0.00
<b>TOTAL</b>	<b>0</b>	<b>\$0.00</b>	<b>0</b>	<b>\$0.00</b>
<b>BUSINESS DEPARTMENTS</b>				
Accounting & Management Information Systems	0	\$0.00	0	\$0.00
Economics and Finance	0	\$0.00	0	\$0.00
Management and Marketing	0	\$0.00	0	\$0.00
Center for Economic Analysis	0	\$0.00	0	\$0.00
Center for Entrepreneurship	0	\$0.00	0	\$0.00
Center for Excellence in Financial Services	0	\$0.00	0	\$0.00
Center for Study of Economic Mobility	0	\$0.00	0	\$0.00
Small Business Technology Development Center (SBTDC)	0	\$0.00	0	\$0.00
<b>TOTAL</b>	<b>0</b>	<b>\$0.00</b>	<b>0</b>	<b>\$0.00</b>
<b>EDUCATION DEPARTMENTS</b>				
Education	0	\$0.00	0	\$0.00
Health & Physical Education and Sports Studies	0	\$0.00	0	\$0.00
Human Service Studies	0	\$0.00	0	\$0.00
Mathematics, Science and Technology Education	0	\$0.00	0	\$0.00
Maya Angelou Institute	0	\$0.00	0	\$0.00
<b>TOTAL</b>	<b>0</b>	<b>\$0.00</b>	<b>0</b>	<b>\$0.00</b>
<b>NATURAL AND PHYSICAL SCIENCES</b>				
Biological Sciences	2	\$87,978.00	2	\$87,978.00
Chemistry	2	\$728,587.00	3	\$1,148,587.00
Computer Science	1	\$149,093.00	2	\$159,093.00
Mathematics	0	\$0.00	1	\$32,413.00
Biomedical Research and Infrastructure Center (BRIC)	0	\$0.00	0	\$0.00
<b>TOTAL</b>	<b>5</b>	<b>\$965,658.00</b>	<b>8</b>	<b>\$1,428,071.00</b>
<b>SOCIAL SCIENCES DEPARTMENTS</b>				
Behavioral Sciences	0	\$0.00	0	\$0.00
Communication and Media Studies	0	\$0.00	1	\$101,533.00
History, Politics and Social Justice	0	\$0.00	0	\$0.00
Psychological Sciences	0	\$0.00	0	\$0.00
Center for Community Safety	0	\$0.00	0	\$0.00
<b>TOTAL</b>	<b>0</b>	<b>\$0.00</b>	<b>1</b>	<b>\$101,533.00</b>
<b>SCHOOL OF HEALTH SCIENCES</b>				
Office of the Dean	1	\$476,166.00	2	\$556,898.29
Center of Excellence for the Elimination of Health Disparities	2	\$54,500.00	2	\$54,500.00
Clinical Laboratory Science	1	\$2,500.00	1	\$2,500.00
Exercise Physiology	0	\$0.00	0	\$0.00
Healthcare Management	0	\$0.00	0	\$0.00
Nursing	0	\$0.00	1	\$5,000.00
Occupational Therapy	0	\$0.00	0	\$0.00
Physical Therapy	0	\$0.00	0	\$0.00
Rehabilitation Counseling	3	\$597,060.00	3	\$597,060.00
Social Work	0	\$0.00	0	\$0.00
Therapeutic Recreation	0	\$0.00	0	\$0.00
<b>TOTAL</b>	<b>7</b>	<b>\$1,130,226.00</b>	<b>9</b>	<b>\$1,215,958.29</b>

**WINSTON-SALEM STATE UNIVERSITY  
AWARDS RECEIVED BY DEPARTMENTS/UNITS  
MONTH OF AUGUST 2018**

DEPARTMENT/UNITS	CURRENT MONTH		CUMULATIVE FISCAL YEAR TO DATE JULY 1, 2018- AUGUST 31, 2018	
	NUMBER	AMOUNT	NUMBER	AMOUNT
<b>ADMINISTRATIVE UNITS</b>				
<b>OFFICE OF THE CHANCELLOR</b>	0	\$0.00	0	\$0.00
Athletics	0	\$0.00	0	\$0.00
<b>TOTAL</b>	<b>0</b>	<b>\$0.00</b>	<b>0</b>	<b>\$0.00</b>
<b>ACADEMIC AFFAIRS</b>				
Office of the Provost	0	\$0.00	0	\$0.00
Simon G. Atkins Community Development Center	0	\$0.00	0	\$0.00
C.G. O'Kelly Library	0	\$0.00	0	\$0.00
Counseling Services	0	\$0.00	0	\$0.00
Enrollment Management (Admissions, Financial Aid, Regist	0	\$0.00	0	\$0.00
Information Technology	0	\$0.00	0	\$0.00
Institutional Planning, Assessment & Research	0	\$0.00	0	\$0.00
Student Health Services	0	\$0.00	0	\$0.00
Title III	1	\$4,942,462.00	1	\$4,942,462.00
Undergraduate Research	1	\$16,000.00	1	\$16,000.00
University College and Lifelong Learning (UCaLL)	0	\$0.00	0	\$0.00
Student Support Services	1	\$266,027.00	1	\$266,027.00
<b>TOTAL</b>	<b>3</b>	<b>\$5,224,489.00</b>	<b>3</b>	<b>\$5,224,489.00</b>
<b>TOTAL</b>	<b>0</b>	<b>\$0.00</b>	<b>0</b>	<b>\$0.00</b>
<b>FINANCE ADMINISTRATION</b>				
Office of the Vice Chancellor	0	\$0.00	0	\$0.00
Campus Police	0	\$0.00	0	\$0.00
Facilities Planning and Engineering	0	\$0.00	0	\$0.00
<b>TOTAL</b>	<b>0</b>	<b>\$0.00</b>	<b>0</b>	<b>\$0.00</b>
<b>GRAND TOTALS</b>	<b>15</b>	<b>\$7,320,373.00</b>	<b>21</b>	<b>\$7,970,051.29</b>

**WINSTON-SALEM STATE UNIVERSITY  
AWARDS RECEIVED BY  
SCHOOLS/COLLEGE/UNITS  
MONTH OF AUGUST 2018**

COLLEGE/SCHOOLS/UNITS	CURRENT MONTH		CUMULATIVE FISCAL YEAR TO DATE JULY 1, 2018 - AUGUST 31, 2018		
	NUMBER	AMOUNT	NUMBER	AMOUNT	% Of Total
THE COLLEGE OF WINSTON SALEM STATE UNIV	5	\$965,658.00	9	\$1,529,604.00	17.92%
SCHOOL OF HEALTH SCIENCES	7	\$1,130,226.00	9	\$1,215,958.29	15.26%
ADMINISTRATIVE UNITS	3	\$5,224,489.00	3	\$5,224,489.00	65.55%
<b>Total</b>	<b>15</b>	<b>\$7,320,373.00</b>	<b>21</b>	<b>\$7,970,051.29</b>	<b>99%</b>

**FISCAL YEAR 2018**

MONTH OF AUGUST 2017

NUMBER	6
AMOUNT	\$190,719.00

<b>CUMULATIVE FY COMPARISON (JULY 1, 2017 - AUGUST 31, 2017)</b>	
NUMBER	13
AMOUNT	\$844,100.00

<b>FY TOTALS (JULY 1, 2017 - JUNE 30, 2018)</b>	
NUMBER	50
AMOUNT	\$11,274,723.16

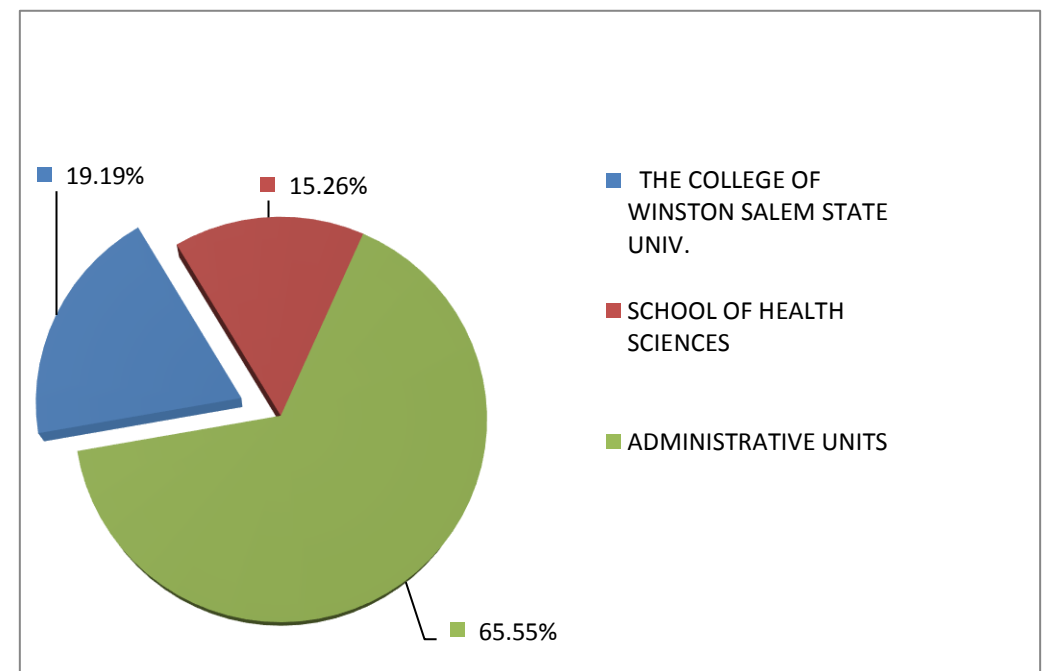
**FISCAL YEAR 2019**

JULY 1, 2018 - AUGUST 31, 2018

NUMBER	21
AMOUNT	\$7,970,051.29

**Note: Percent Change in Dollar Amount Received From Last Year 844.21%**

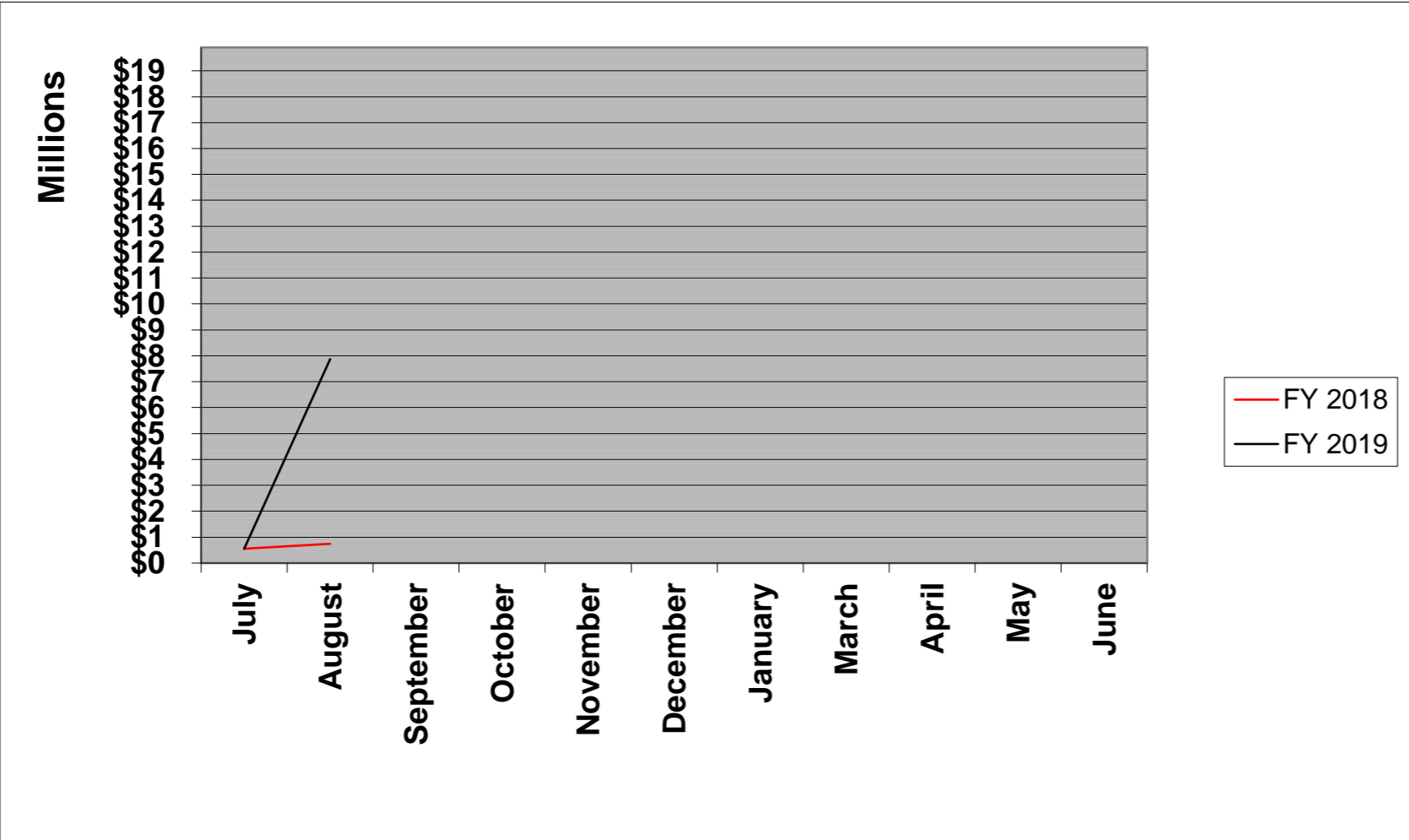
**Note: Percent Change in Number of Awards Received From Last Year 61.54%**





**COMPARISON OF FY18 AND FY19 AWARDS RECEIVED**

Awards	July	August	September	October	November	December	January	March	April	May	June
<b>FY 2018</b>	\$ 653,381.00	\$ 844,100.00									
<b>FY 2019</b>	\$ 649,678.29	\$ 7,970,051.29									



\* Cumulative to Date

**RAMSeS**  
**Month of August 2018**  
**Awards Report**

PROP #	TITLE	PI	CO-PI	SPONSOR	DEPT/UNIT/ CENTER	BEGDTE	ENDDTE	AWDAMT	TYPE
19-0022	CDI Studio Leads	Whitt-Glover, Melicia		University of North Carolina School of the Arts (UNCSA)	Center of Excellence for the Elimination of Health Disparities	7/1/2018	6/30/2019	\$30,000.00	RESEARCH & DEVELOPMENT
18-0021	Developing and Assessing Educational Games to Enhance Cyber Security Learning in Computer Science	Zhang, Jinghua	Jones, Elva	National Science Foundation (NSF)	Computer Science	10/1/2018	7/31/2021	\$149,093.00	RESEARCH & DEVELOPMENT
18-0046	EiR: Evaluating thiol-peptides with auxiliary binding groups as chelators of mercury(II)	Ngu-Schwemlein, Maria	Merle, John	National Science Foundation (NSF)	Chemistry	1/15/2018	8/14/2018	\$328,663.00	RESEARCH & DEVELOPMENT
18-0009	Enhancing Minorities Graduate Degree in STEM and Allied Health Disciplines at WSSU (STEM-H Graduate)	Valentine, Peggy	Johnson, Denise; Bethea, Dorothy; Jones, Elva; Boykin, Montrale; Edwards, Yolanda;	US Department of Education (DOED)	School of Health Sciences	10/1/2017	9/30/2018	\$476,166.00	STUDENT SUPPORT
18-0016	Enriching Student Learning through Biophysics and Music at Winston Salem State University	Presley, Tennille	Johnson, Denise; Wilkerson, Mary; Steed, Mesia; Brown, Myron;	National Science Foundation (NSF)	Chemistry	9/3/2018	9/3/2021	\$399,924.00	INSTRUCTION

**RAMSeS**  
**Month of August 2018**  
**Awards Report**

PROP #	TITLE	PI	CO-PI	SPONSOR	DEPT/UNIT/ CENTER	BEGDTE	ENDDTE	AWDAMT	TYPE
19-0016	Enriching the Medical Laboratory Science Curriculum through HIPS	McCauley, Georgia		American Society for Clinical Pathology (ASCP)	Clinical Laboratory Science	8/20/2018	8/19/2019	\$2,500.00	INSTRUCTION
19-0018	Envisioning HeART Proposal	Whitt-Glover, Melicia		University of North Carolina General Administration (UNC GA)	Center of Excellence for the Elimination of Health Disparities	8/1/2018	7/31/2019	\$24,500.00	RESEARCH & DEVELOPMENT
18-0022	Historically Black Colleges and Universities Program	Witherspoon, Everette		US Department of Education (DOED)	Title III	10/1/2017	9/30/2022	\$4,942,462.00	RESEARCH & DEVELOPMENT
15-0028	iSWOOP Innovations: interpreters and Scientists Working On Our Parks	Hristov, Nickolay	Allen, Louise	National Science Foundation (NSF)	Biological Sciences	10/1/2015	9/30/2019	\$85,978.00	RESEARCH & DEVELOPMENT
15-0057	Student Support Services 2015-2020	Smith, Erica	Hester, Nicholas; Bamby, Stuart;	US Department of Education (DOED)	Student Support Services	9/1/2015	8/31/2020	\$266,027.00	STUDENT SUPPORT
17-0002	Subtractive Volume Estimation: New Advanced Methods for Colony Size Estimation	Hristov, Nickolay	Allen, Louise	DOI US Fish and Wildlife Service	Biological Sciences	8/1/2016	7/31/2018	\$2,000.00	RESEARCH & DEVELOPMENT

**RAMSeS**  
**Month of August 2018**  
**Awards Report**

PROP #	TITLE	PI	CO-PI	SPONSOR	DEPT/UNIT/ CENTER	BEGDTE	ENDDTE	AWDAMT	TYPE
14-0050	Virtual Rehabilitation Counselor Training: Enhancing Employment Outcomes	Edwards, Yolanda	Dock, Robin	DOED Office of Special Education and Rehabilitative Services (OSERS)	Rehabilitation Counseling	10/1/2014	9/30/2019	\$197,922.00	INSTRUCTION
14-0050	Virtual Rehabilitation Counselor Training: Enhancing Employment Outcomes	Edwards, Yolanda	Dock, Robin	DOED Office of Special Education and Rehabilitative Services (OSERS)	Rehabilitation Counseling	10/1/2014	9/30/2019	\$199,922.00	INSTRUCTION
17-0064	WSSU CUR Transformations Project	McKenzie, Michael	Allen, Louise	Council on Undergraduate Research (CUR)	Undergraduate Research	10/1/2017	9/30/2021	\$16,000.00	RESEARCH & DEVELOPMENT
15-0053	WSSU Rural Transition: Using Online delivery to increase knowledge and skills of vocational rehabilitation counselors	Edwards, Yolanda	Cartwright, Brenda; Rogers, Keisha; Dock, Robin;	US Department of Education (DOED)	Rehabilitation Counseling	10/1/2015	9/30/2020	\$199,216.00	INSTRUCTION
							<b>Total:</b>	<b>\$7,320,373.00</b>	