

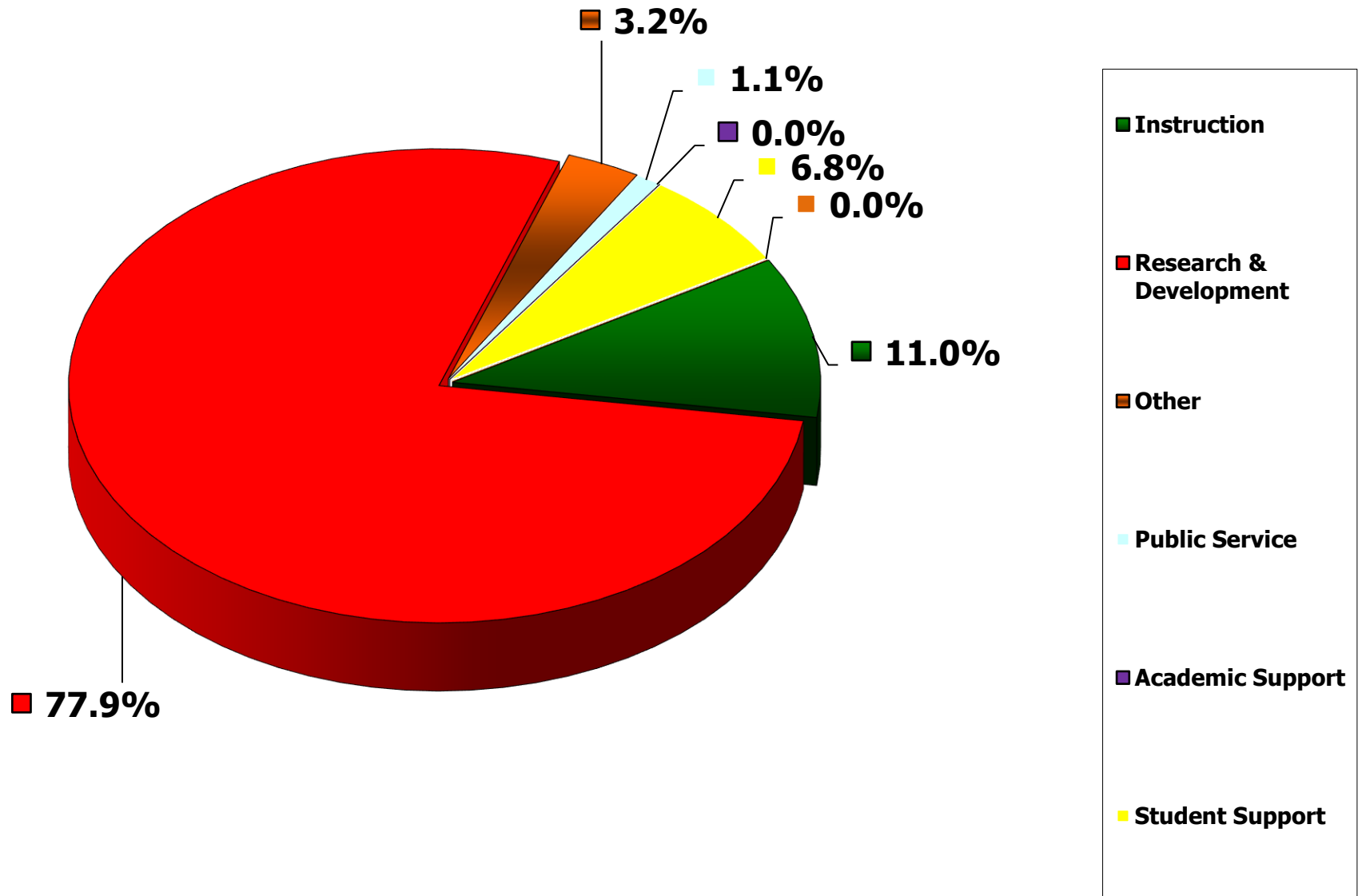
**WINSTON-SALEM STATE UNIVERSITY  
 AWARDS RECEIVED BY CATEGORY  
 MONTH OF MARCH 2019**

**CURRENT MONTH**

**CUMULATIVE FISCAL YEAR TO DATE  
 JULY 1, 2017 - MARCH 31, 2019**

<b>CATEGORY</b>	<b>NUMBER</b>	<b>AMOUNT</b>	<b>CUMULATIVE</b>	<b>AMOUNT</b>	<b>% OF TOTAL</b>
Instruction	0	\$0.00	7	\$1,230,151.29	10.99%
Research & Development	2	\$679,767.00	23	\$8,719,343.00	77.90%
Other	0	\$0.00	6	\$361,510.00	3.23%
Public Service	0	\$0.00	3	\$121,904.90	1.09%
Academic Support	0	\$0.00	0	\$0.00	0.00%
Student Support	0	\$0.00	4	\$760,193.00	6.79%
Student Services	0	\$0.00	0	\$0.00	0.00%
<b>TOTALS</b>	<b>2</b>	<b>\$679,767.00</b>	<b>43</b>	<b>\$11,193,102.19</b>	<b>100.00%</b>

WINSTON-SALEM STATE UNIVERSITY  
CUMULATIVE AWARDS RECEIVED BY CATEGORY  
AS OF MARCH 2019



**WINSTON-SALEM STATE UNIVERSITY  
AWARDS RECEIVED BY SPONSOR  
MONTH OF MARCH 2019**

SPONSOR	CURRENT MONTH		CUMULATIVE FISCAL YEAR TO DATE JULY 1, 2018 - MARCH 31, 2019	
	NUMBER	AMOUNT	NUMBER	AMOUNT
<b>FEDERAL</b>				
Dept of Education	0	\$0.00	8	\$7,631,527.00
Dept of Health and Human Services (HHS) National Institutes of Health (NIH)	0	\$0.00	0	\$0.00
National Institutes of Health (NIH)	1	\$279,767.00	1	\$279,767.00
National Science Foundation (NSF)	1	\$400,000.00	8	\$2,397,643.00
US Department of Transportation (DOT)	0	\$0.00	2	\$18,000.00
<b>TOTAL</b>	<b>2</b>	<b>\$679,767.00</b>	<b>19</b>	<b>\$10,326,937.00</b>
<b>FOUNDATION</b>				
<b>TOTAL</b>	<b>0</b>	<b>\$0.00</b>	<b>0</b>	<b>\$0.00</b>
<b>STATE OF NORTH CAROLINA</b>				
North Carolina Department of Public Instruction (NCDPI)	0	\$0.00	1	\$18,106.90
<b>TOTAL</b>	<b>0</b>	<b>\$0.00</b>	<b>1</b>	<b>\$18,106.90</b>
<b>NC LOCAL</b>				
	0	\$0.00	0	\$0.00
<b>TOTAL</b>	<b>0</b>	<b>\$0.00</b>	<b>0</b>	<b>\$0.00</b>
<b>BUSINESS &amp; INDUSTRY</b>				
<b>TOTAL</b>	<b>0</b>	<b>\$0.00</b>	<b>0</b>	<b>\$0.00</b>
<b>COLLEGES &amp; UNIVERSITIES</b>				
North Carolina State University	0	\$0.00	7	\$376,971.00
Wake Forest Baptist Medical Center Clinical and Translational Science Institute (CTSI)	0	\$0.00	1	\$5,000.00
Wake Forest University Health Sciences	0	\$0.00	4	\$174,243.00
Spelman College	0	\$0.00	1	\$13,340.00
University of North Carolina School of the Arts (UNCSA)	0	\$0.00	1	\$30,000.00
University of North Carolina School AT Chapel Hill (UNC-CH)	0	\$0.00	2	\$6,801.00
University of North Carolina General Administration (UNC-GA)	0	\$0.00	1	\$24,500.00
<b>TOTAL</b>	<b>0</b>	<b>\$0.00</b>	<b>17</b>	<b>\$630,855.00</b>
<b>OTHER AGENCIES</b>				
Corporation for Public Broadcasting	0	\$0.00	1	\$101,533.00
United Way of Forsyth County	0	\$0.00	1	\$80,732.29
Depart of Interior US Fish and Wildlife service	0	\$0.00	1	\$2,000.00
American Society for Clinical Pathoogy 9ASCP)	0	\$0.00	1	\$2,500.00
Council on Undergraduate Research (CUR)	0	\$0.00	1	\$16,000.00
Commission for Environmental Cooperation (CEC)	0	\$0.00	1	\$14,438.00
<b>TOTAL</b>	<b>0</b>	<b>\$0.00</b>	<b>6</b>	<b>\$217,203.29</b>
<b>GRAND TOTALS</b>	<b>2</b>	<b>\$679,767.00</b>	<b>43</b>	<b>\$11,193,102.19</b>

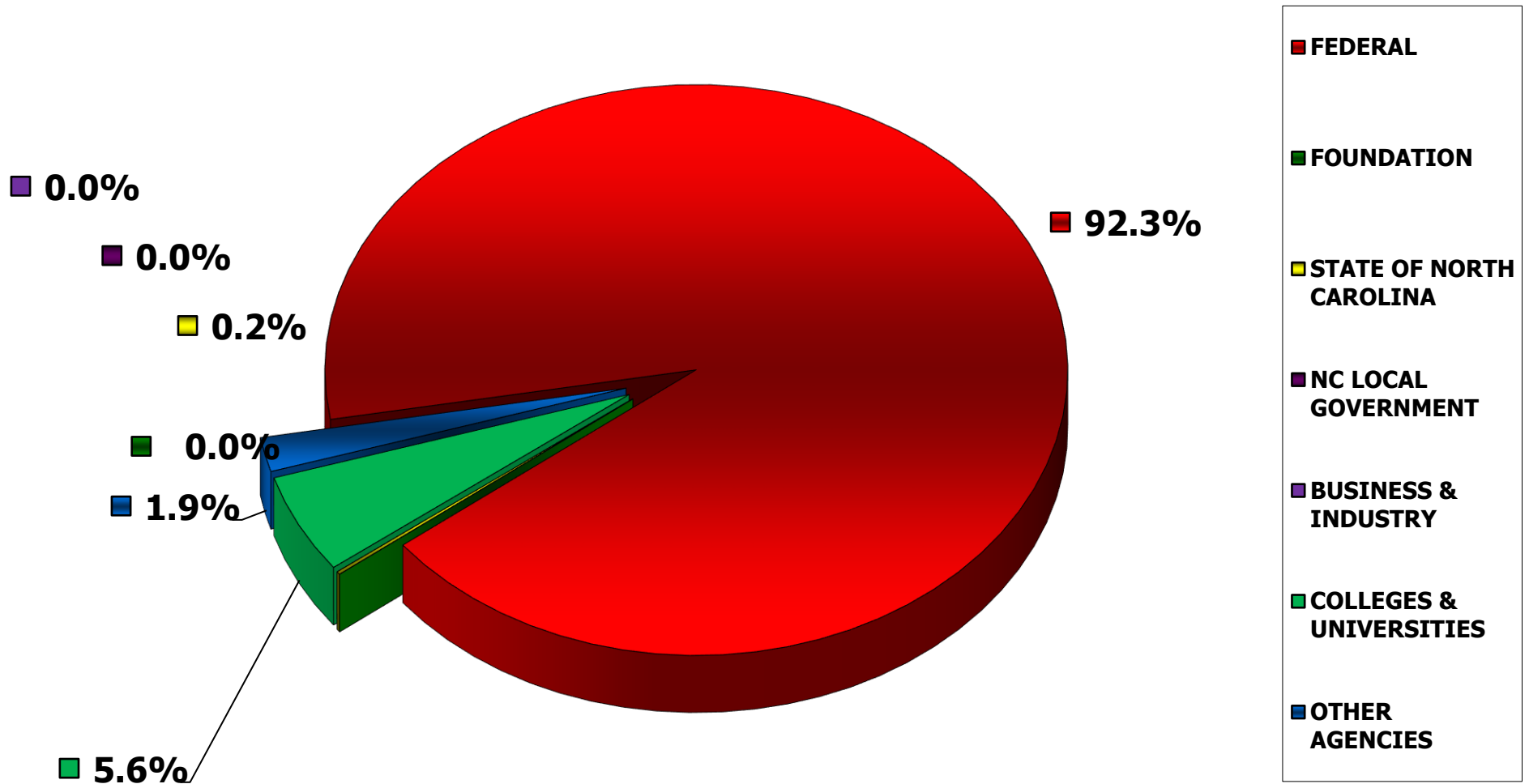
**WINSTON-SALEM STATE  
UNIVERSITY  
AWARDS RECEIVED BY SPONSOR  
MONTH OF MARCH 2019**

**CURRENT MONTH**

**CUMULATIVE FISCAL YEAR TO DATE  
JULY 1, 2018 - MARCH 31, 2019**

<b>SPONSOR</b>	<b>NUMBER</b>	<b>AMOUNT</b>	<b>NUMBER</b>	<b>AMOUNT</b>	<b>% OF TOTAL</b>
<b>FEDERAL</b>	<b>2</b>	<b>\$679,767.00</b>	<b>19</b>	<b>\$10,326,937.00</b>	<b>92%</b>
<b>FOUNDATION</b>	<b>0</b>	<b>\$0.00</b>	<b>0</b>	<b>\$0.00</b>	<b>0%</b>
<b>STATE OF NORTH CAROLINA</b>	<b>0</b>	<b>\$0.00</b>	<b>1</b>	<b>\$18,106.90</b>	<b>0%</b>
<b>NC LOCAL GOVERNMENT</b>	<b>0</b>	<b>\$0.00</b>	<b>0</b>	<b>\$0.00</b>	<b>0%</b>
<b>BUSINESS &amp; INDUSTRY</b>	<b>0</b>	<b>\$0.00</b>	<b>0</b>	<b>\$0.00</b>	<b>0%</b>
<b>COLLEGES &amp; UNIVERSITIES</b>	<b>0</b>	<b>\$0.00</b>	<b>17</b>	<b>\$630,855.00</b>	<b>6%</b>
<b>OTHER AGENCIES</b>	<b>0</b>	<b>\$0.00</b>	<b>6</b>	<b>\$217,203.29</b>	<b>2%</b>
<b>GRAND TOTALS</b>	<b>2</b>	<b>\$679,767.00</b>	<b>43</b>	<b>\$11,193,102.19</b>	<b>100%</b>

# WINSTON-SALEM STATE UNIVERSITY CUMULATIVE AWARDS RECEIVED BY SPONSOR AS OF MARCH 31, 2019



SPONSOR PIE

**WINSTON-SALEM STATE UNIVERSITY  
AWARDS RECEIVED BY DEPARTMENTS/UNITS  
MONTH OF MARCH 2019**

DEPARTMENT/UNITS	CURRENT MONTH		CUMULATIVE FISCAL YEAR TO DATE JULY 1, 2018- MARCH 31, 2019	
	NUMBER	AMOUNT	NUMBER	AMOUNT
<b>THE COLLEGE OF WINSTON SALEM STATE UNIVERSITY</b>				
Office of the Dean	0	\$0.00	0	\$0.00
Center for Design and Innovation (CDI)	0	\$0.00	0	\$0.00
International Programs	0	\$0.00	1	\$4,536.00
<b>TOTAL</b>	<b>0</b>	<b>\$0.00</b>	<b>1</b>	<b>\$4,536.00</b>
<b>ARTS &amp; HUMANITIES DEPARTMENTS</b>				
Art & Visual Studies	0	\$0.00	0	\$0.00
English	0	\$0.00	0	\$0.00
Liberal Studies	0	\$0.00	0	\$0.00
Music	0	\$0.00	0	\$0.00
World Languages and Cultures	0	\$0.00	0	\$0.00
Diggs Gallery	0	\$0.00	0	\$0.00
<b>TOTAL</b>	<b>0</b>	<b>\$0.00</b>	<b>0</b>	<b>\$0.00</b>
<b>BUSINESS DEPARTMENTS</b>				
Accounting & Management Information Systems	0	\$0.00	0	\$0.00
Economics and Finance	0	\$0.00	0	\$0.00
Management and Marketing	0	\$0.00	0	\$0.00
Center for Economic Analysis	0	\$0.00	0	\$0.00
Center for Entrepreneurship	0	\$0.00	0	\$0.00
Center for Excellence in Financial Services	0	\$0.00	0	\$0.00
Center for Study of Economic Mobility	0	\$0.00	0	\$0.00
Small Business Technology Development Center (SBTDC)	0	\$0.00	4	\$353,974.00
<b>TOTAL</b>	<b>0</b>	<b>\$0.00</b>	<b>4</b>	<b>\$353,974.00</b>
<b>EDUCATION DEPARTMENTS</b>				
Education	0	\$0.00	0	\$0.00
Health & Physical Education and Sports Studies	0	\$0.00	1	\$18,106.00
Human Service Studies	0	\$0.00	0	\$0.00
Mathematics, Science and Technology Education	0	\$0.00	2	\$8,016.00
Maya Angelou Institute	0	\$0.00	0	\$0.00
<b>TOTAL</b>	<b>0</b>	<b>\$0.00</b>	<b>3</b>	<b>\$26,122.00</b>
<b>NATURAL AND PHYSICAL SCIENCES</b>				
Biological Sciences	1	\$400,000.00	6	\$519,489.00
Chemistry	0	\$0.00	6	\$1,380,395.00
Computer Science	0	\$0.00	3	\$559,270.00
Mathematics	0	\$0.00	1	\$32,413.00
Biomedical Research and Infrastructure Center (BRIC)	1	\$279,767.00	1	\$279,767.00
<b>TOTAL</b>	<b>2</b>	<b>\$679,767.00</b>	<b>17</b>	<b>\$2,771,334.00</b>
<b>SOCIAL SCIENCES DEPARTMENTS</b>				
Behavioral Sciences	0	\$0.00	0	\$0.00
Communication and Media Studies	0	\$0.00	1	\$101,533.00
History, Politics and Social Justice	0	\$0.00	0	\$0.00
Psychological Sciences	0	\$0.00	1	\$13,340.00
Center for Community Safety	0	\$0.00	0	\$0.00
<b>TOTAL</b>	<b>0</b>	<b>\$0.00</b>	<b>2</b>	<b>\$114,873.00</b>
<b>SCHOOL OF HEALTH SCIENCES</b>				
Office of the Dean	0	\$0.00	2	\$556,899.19
Center of Excellence for the Elimination of Health Disparities	0	\$0.00	2	\$54,500.00
Clinical Laboratory Science	0	\$0.00	1	\$2,500.00
Exercise Physiology	0	\$0.00	0	\$0.00
Healthcare Management	0	\$0.00	0	\$0.00
Nursing	0	\$0.00	1	\$5,000.00
Occupational Therapy	0	\$0.00	0	\$0.00
Physical Therapy	0	\$0.00	1	\$129,003.00
Rehabilitation Counseling	0	\$0.00	4	\$746,995.00
Social Work	0	\$0.00	0	\$0.00
Therapeutic Recreation	0	\$0.00	0	\$0.00
<b>TOTAL</b>	<b>0</b>	<b>\$0.00</b>	<b>11</b>	<b>\$1,494,897.19</b>

**WINSTON-SALEM STATE UNIVERSITY  
AWARDS RECEIVED BY DEPARTMENTS/UNITS  
MONTH OF MARCH 2019**

**CURRENT MONTH**

**CUMULATIVE FISCAL YEAR TO DATE  
JULY 1, 2018- MARCH 31, 2019**

DEPARTMENT/UNITS	NUMBER	AMOUNT	NUMBER	AMOUNT
<b>ADMINISTRATIVE UNITS</b>				
<b>OFFICE OF THE CHANCELLOR</b>	0	\$0.00	0	\$0.00
Athletics	0	\$0.00	0	\$0.00
<b>TOTAL</b>	<b>0</b>	<b>\$0.00</b>	<b>0</b>	<b>\$0.00</b>
<b>ACADEMIC AFFAIRS</b>				
Office of the Provost	0	\$0.00	0	\$0.00
Simon G. Atkins Community Development Center	0	\$0.00	0	\$0.00
C.G. O'Kelly Library	0	\$0.00	1	\$3,000.00
Counseling Services	0	\$0.00	0	\$0.00
Enrollment Management (Admissions, Financial Aid, Regist	0	\$0.00	0	\$0.00
Information Technology	0	\$0.00	0	\$0.00
Institutional Planning, Assessment & Research	0	\$0.00	0	\$0.00
Student Health Services	0	\$0.00	0	\$0.00
Title III	0	\$0.00	2	\$6,142,339.00
Undergraduate Research	0	\$0.00	1	\$16,000.00
University College and Lifelong Learning (UCaLL)	0	\$0.00	0	\$0.00
Student Support Services	0	\$0.00	1	\$266,027.00
<b>TOTAL</b>	<b>0</b>	<b>\$0.00</b>	<b>5</b>	<b>\$6,427,366.00</b>
<b>TOTAL</b>	<b>0</b>	<b>\$0.00</b>	<b>0</b>	<b>\$0.00</b>
<b>FINANCE ADMINISTRATION</b>				
Office of the Vice Chancellor	0	\$0.00	0	\$0.00
Campus Police	0	\$0.00	0	\$0.00
Facilities Planning and Engineering	0	\$0.00	0	\$0.00
<b>TOTAL</b>	<b>0</b>	<b>\$0.00</b>	<b>0</b>	<b>\$0.00</b>
<b>GRAND TOTALS</b>	<b>2</b>	<b>\$679,767.00</b>	<b>43</b>	<b>\$11,193,102.19</b>

**WINSTON-SALEM STATE UNIVERSITY  
AWARDS RECEIVED BY  
SCHOOLS/COLLEGE/UNITS  
MONTH OF MARCH 2019**

COLLEGE/SCHOOLS/UNITS	CURRENT MONTH		CUMULATIVE FISCAL YEAR TO DATE JULY 1, 2018 - MARCH 31, 2019		
	NUMBER	AMOUNT	NUMBER	AMOUNT	% Of Total
THE COLLEGE OF WINSTON SALEM STATE UNIV	2	\$679,767.00	27	\$3,270,839.00	28.20%
SCHOOL OF HEALTH SCIENCES	0	\$0.00	11	\$1,494,897.19	13.36%
ADMINISTRATIVE UNITS	0	\$0.00	5	\$6,427,366.00	57.42%
<b>Total</b>	<b>2</b>	<b>\$679,767.00</b>	<b>43</b>	<b>\$11,193,102.19</b>	<b>99%</b>

**FISCAL YEAR 2018**

**MONTH OF FEBRUARY 2018**

<b>NUMBER</b>	<b>0</b>
<b>AMOUNT</b>	<b>\$0.00</b>

<b>CUMULATIVE FY COMPARISON (JULY 1, 2017 - MARCH 2018)</b>	
<b>NUMBER</b>	<b>35</b>
<b>AMOUNT</b>	<b>\$9,423,477.00</b>

<b>FY TOTALS (JULY 1, 2017 - JUNE 30, 2018)</b>	
<b>NUMBER</b>	<b>50</b>
<b>AMOUNT</b>	<b>\$11,274,723.16</b>

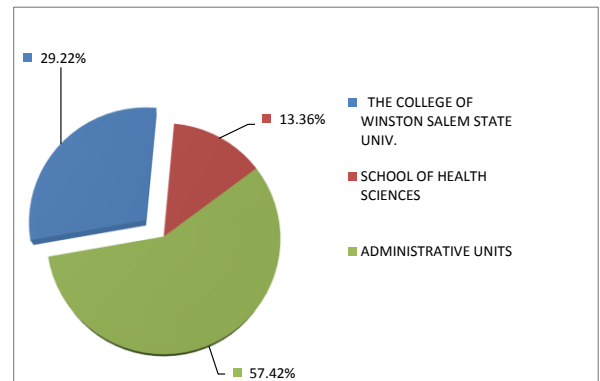
**FISCAL YEAR 2019**

**JULY 1, 2018 - MARCH 31, 2019**

<b>NUMBER</b>	<b>43</b>
<b>AMOUNT</b>	<b>\$11,193,102.19</b>

**Note: Percent Change in Dollar Amount Received From Last Year 18.78%**

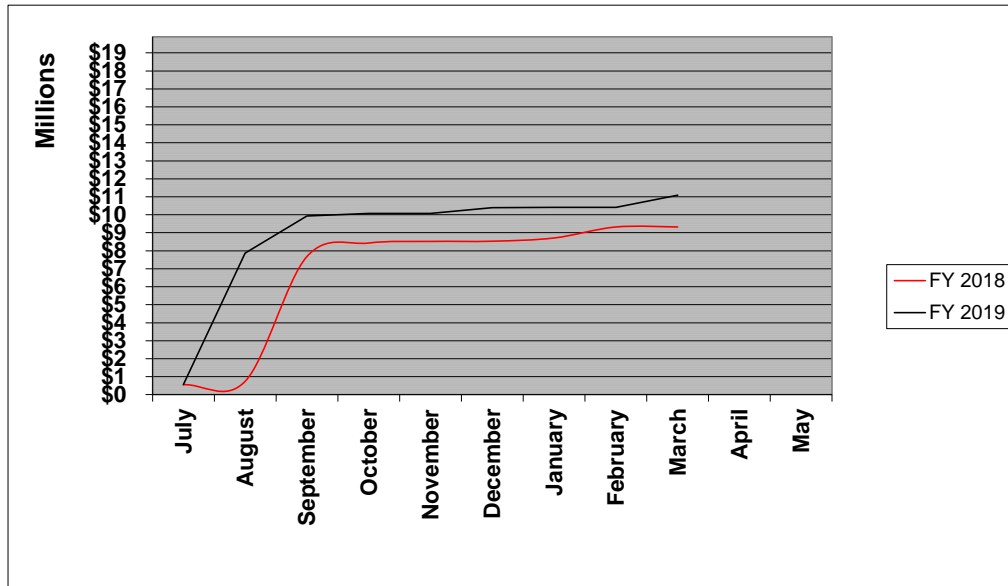
**Note: Percent Change in Number of Awards Received From Last Year 22.86%**





### COMPARISON OF FY18 AND FY19 AWARDS RECEIVED

Awards	July	August	September	October	November	December	January	February	March	April	May	June	July
<b>FY 2018</b>	\$ 653,381.00	\$ 844,100.00	\$ 7,779,011.00	\$ 8,530,687.00	\$ 8,620,687.00	\$ 8,630,687.00	\$ 8,810,687.00	\$ 9,423,477.00	\$ 9,423,477.00				
<b>FY 2019</b>	\$ 649,678.29	\$ 7,970,051.29	\$ 10,038,916.00	\$ 10,181,206.29	\$ 10,181,206.29	\$ 10,498,101.29	\$ 10,513,335.19	\$ 10,513,335.19	\$ 11,193,102.19				



\* Cumulative to Date

RAMSeS  
Month of March 2019  
Awards Report

PROPOSAL NO	Acct #	AWARD TITLE	ORIGINAL PI	Co-PI	Sponsor	DEPARTMENT	BEGIN DATE	END DATE	AWARD AMOUNT	DOLLARS FEED DATE
19-0013	211281	Life STEM: Promoting STEM Engagement, Identity, and Career Awareness via a Culturally Relevant and Technology-Infused STEM-Based Curriculum	Dance, Stephanie	Guy, Breonte; Markert, Chad; Tafari, Dawn; Zhang, Jinghua; Brown, Kenneth;	National Science Foundation (NSF)	Biological Sciences	9/1/2019	8/31/2021	\$400,000.00	3/12/2019
14-0083	211125	Winston-Salem State University Research Initiative for Scientific Enhancement	Yakubu, Mamudu	Jeffers, Anne	NIH National Institute of General Medical Sciences (NIGMS)	Biomedical Research Infrastructure Center	5/1/2015	7/31/2020	\$279,767.00	3/1/2019
								<b>Total:</b>	<b>\$679,767.00</b>	