

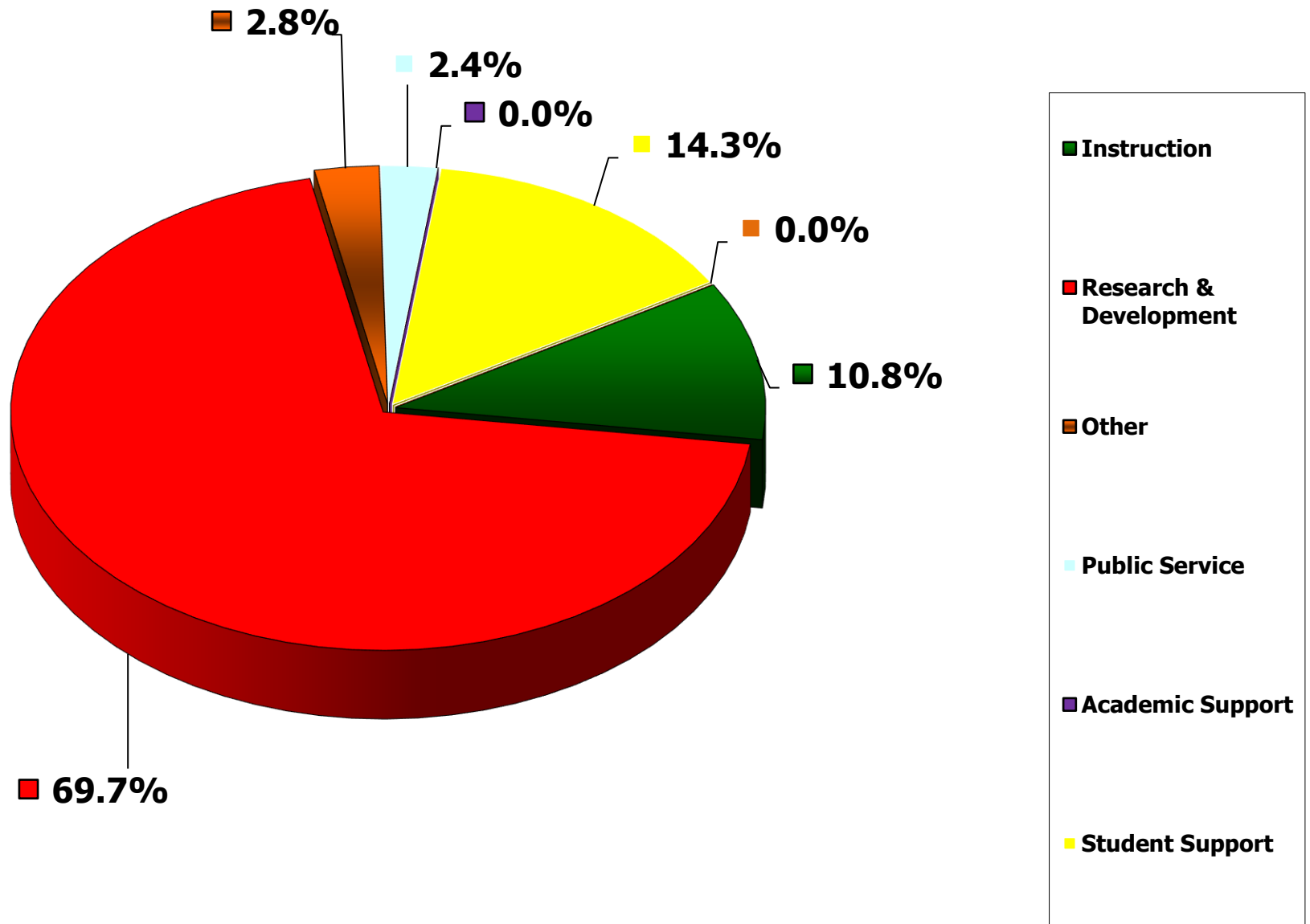
**WINSTON-SALEM STATE UNIVERSITY
AWARDS RECEIVED BY CATEGORY
MONTH OF MAY 2019**

CURRENT MONTH

**CUMULATIVE FISCAL YEAR TO DATE
JULY 1, 2018 - MAY 31, 2019**

CATEGORY	NUMBER	AMOUNT	CUMULATIVE	AMOUNT	% OF TOTAL
Instruction	1	\$79,676.00	9	\$1,388,406.29	10.77%
Research & Development	1	\$200,000.00	27	\$8,985,552.00	69.69%
Other	0	\$0.00	6	\$361,510.00	2.80%
Public Service	3	\$193,732.00	6	\$315,636.90	2.45%
Academic Support	0	\$0.00	0	\$0.00	0.00%
Student Support	2	\$1,082,515.00	6	\$1,842,708.00	14.29%
Student Services	0	\$0.00	0	\$0.00	0.00%
TOTALS	7	\$1,555,923.00	54	\$12,893,813.19	100.00%

WINSTON-SALEM STATE UNIVERSITY CUMULATIVE AWARDS RECEIVED BY CATEGORY AS OF MAY 2019



**WINSTON-SALEM STATE UNIVERSITY
AWARDS RECEIVED BY SPONSOR
MONTH OF MAY 2019**

SPONSOR	CURRENT MONTH		CUMULATIVE FISCAL YEAR TO DATE JULY 1, 2018 - MAY 31, 2019	
	NUMBER	AMOUNT	NUMBER	AMOUNT
FEDERAL				
Dept of Education	0	\$0.00	8	\$7,631,527.00
Dept of Health and Human Services (HHS) National Institutes of Health (NIH)	3	\$1,230,141.00	3	\$1,230,141.00
National Institutes of Health (NIH)	0	\$0.00	1	\$279,767.00
National Science Foundation (NSF)	1	\$200,000.00	10	\$2,617,635.00
US Department of Transportation (DOT)	0	\$0.00	2	\$18,000.00
TOTAL	4	\$1,430,141.00	24	\$11,777,070.00
FOUNDATION				
TOTAL	0	\$0.00	0	\$0.00
STATE OF NORTH CAROLINA				
North Carolina Department of Public Instruction (NCDPI)	0	\$0.00	1	\$18,106.90
North Carolina Department of Transportation	1	\$36,106.00	1	\$36,106.00
TOTAL	1	\$36,106.00	2	\$54,212.90
NC LOCAL				
TOTAL	0	\$0.00	0	\$0.00
BUSINESS & INDUSTRY				
TOTAL	0	\$0.00	0	\$0.00
COLLEGES & UNIVERSITIES				
North Carolina State University	0	\$0.00	7	\$376,971.00
Wake Forest Baptist Medical Center Clinical and Translational Science Institute (CTSI)	0	\$0.00	1	\$5,000.00
Wake Forest University Health Sciences	0	\$0.00	6	\$220,460.00
Spelman College	0	\$0.00	1	\$13,340.00
University of North Carolina School of the Arts (UNCSA)	0	\$0.00	1	\$30,000.00
University of North Carolina School AT Chapel Hill (UNC-CH)	0	\$0.00	2	\$6,801.00
University of Maryland	0	\$0.00	1	\$78,579.00
University of North Carolina General Administration (UNC-GA)	1	\$76,676.00	2	\$101,176.00
TOTAL	1	\$76,676.00	21	\$832,327.00
OTHER AGENCIES				
Corporation for Public Broadcasting	0	\$0.00	1	\$101,533.00
United Way of Forsyth County	0	\$0.00	1	\$80,732.29
Depart of Interior US Fish and Wildlife service	0	\$0.00	1	\$2,000.00
American Society for Clinical Pathoogy (ASCP)	0	\$0.00	1	\$2,500.00
NC Area Health Eucation Center (NC-AHEC)	1	\$10,000.00	1	\$10,000.00
Council on Undergraduate Research (CUR)	0	\$0.00	1	\$16,000.00
Commission for Environmental Cooperation (CEC)	0	\$0.00	1	\$14,438.00
TOTAL	1	\$10,000.00	7	\$227,203.29
GRAND TOTALS	7	\$1,552,923.00	54	\$12,890,813.19

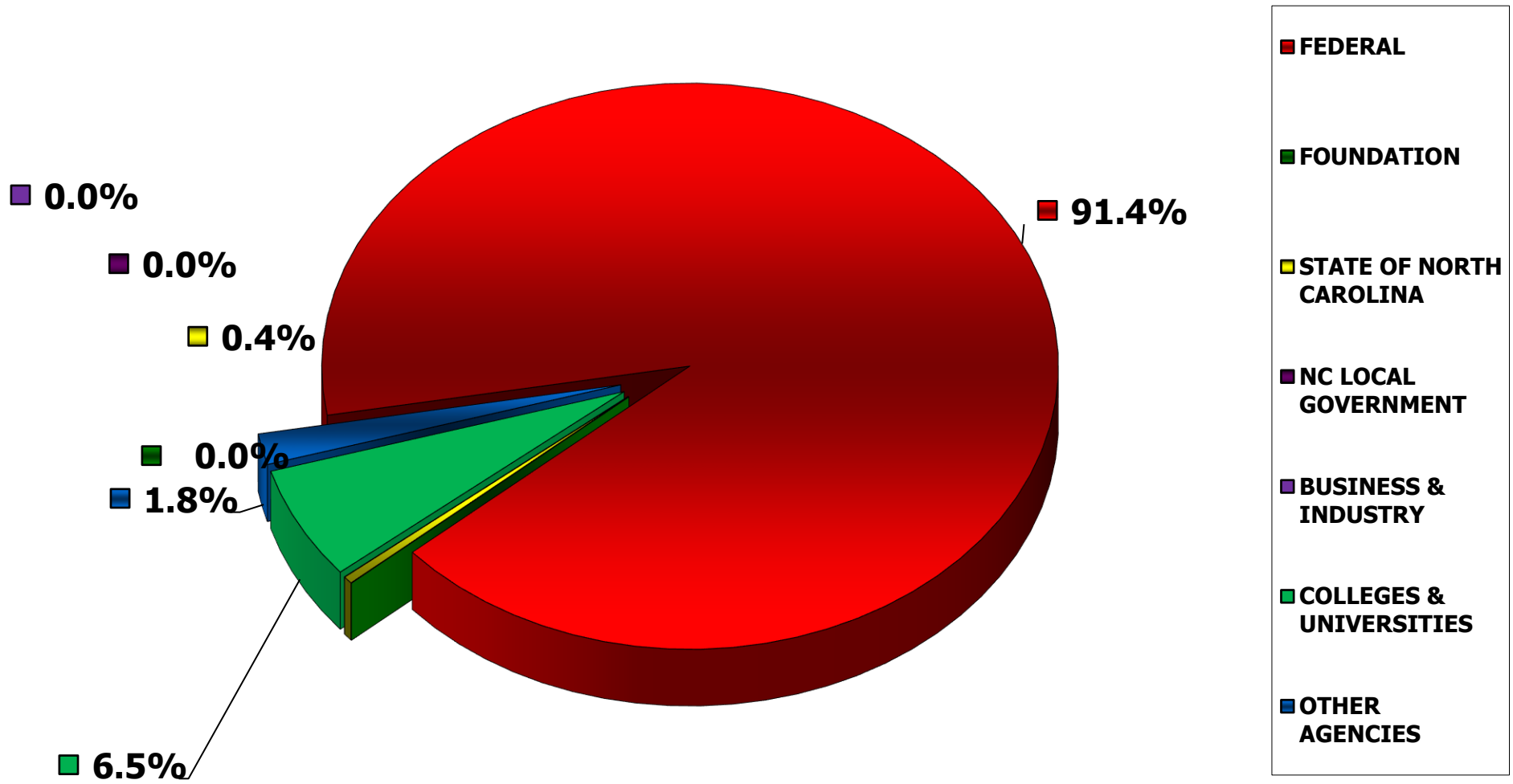
**WINSTON-SALEM STATE
UNIVERSITY
AWARDS RECEIVED BY SPONSOR
MONTH OF MAY 2019**

CURRENT MONTH

**CUMULATIVE FISCAL YEAR TO DATE
JULY 1, 2018 - MAY 31, 2019**

SPONSOR	NUMBER	AMOUNT	NUMBER	AMOUNT	% OF TOTAL
FEDERAL	4	\$1,430,141.00	24	\$11,777,070.00	91%
FOUNDATION	0	\$0.00	0	\$0.00	0%
STATE OF NORTH CAROLINA	1	\$36,106.00	2	\$54,212.90	0%
NC LOCAL GOVERNMENT	0	\$0.00	0	\$0.00	0%
BUSINESS & INDUSTRY	0	\$0.00	0	\$0.00	0%
COLLEGES & UNIVERSITIES	1	\$76,676.00	21	\$832,327.00	6%
OTHER AGENCIES	1	\$10,000.00	7	\$227,203.29	2%
GRAND TOTALS	7	\$1,552,923.00	54	\$12,890,813.19	100%

WINSTON-SALEM STATE UNIVERSITY CUMULATIVE AWARDS RECEIVED BY SPONSOR AS OF MAY 31, 2019



SPONSOR PIE

**WINSTON-SALEM STATE UNIVERSITY
AWARDS RECEIVED BY DEPARTMENTS/UNITS
MONTH OF MAY 2019**

DEPARTMENT/UNITS	CURRENT MONTH		CUMULATIVE FISCAL YEAR TO DATE JULY 1, 2018- MAY 31, 2019	
	NUMBER	AMOUNT	NUMBER	AMOUNT
THE COLLEGE OF WINSTON SALEM STATE UNIVERSITY				
Office of the Dean	0	\$0.00	0	\$0.00
Center for Design and Innovation (CDI)	0	\$0.00	0	\$0.00
International Programs	0	\$0.00	1	\$4,536.00
TOTAL	0	\$0.00	1	\$4,536.00
ARTS & HUMANITIES DEPARTMENTS				
Art & Visual Studies	0	\$0.00	0	\$0.00
English	0	\$0.00	0	\$0.00
Liberal Studies	0	\$0.00	0	\$0.00
Music	0	\$0.00	0	\$0.00
World Languages and Cultures	0	\$0.00	1	\$78,579.00
Diggs Gallery	0	\$0.00	0	\$0.00
TOTAL	0	\$0.00	1	\$78,579.00
BUSINESS DEPARTMENTS				
Accounting & Management Information Systems	0	\$0.00	0	\$0.00
Economics and Finance	0	\$0.00	0	\$0.00
Management and Marketing	0	\$0.00	0	\$0.00
Center for Economic Analysis	0	\$0.00	0	\$0.00
Center for Entrepreneurship	0	\$0.00	0	\$0.00
Center for Excellence in Financial Services	0	\$0.00	0	\$0.00
Center for Study of Economic Mobility	0	\$0.00	0	\$0.00
Small Business Technology Development Center (SBTDC)	0	\$0.00	4	\$353,974.00
TOTAL	0	\$0.00	4	\$353,974.00
EDUCATION DEPARTMENTS				
Education	0	\$0.00	0	\$0.00
Health & Physical Education and Sports Studies	0	\$0.00	1	\$18,106.00
Human Service Studies	0	\$0.00	0	\$0.00
Mathematics, Science and Technology Education	1	\$36,106.00	3	\$44,122.00
Maya Angelou Institute	0	\$0.00	0	\$0.00
TOTAL	1	\$36,106.00	4	\$62,228.00
NATURAL AND PHYSICAL SCIENCES				
Biological Sciences	0	\$0.00	6	\$519,489.00
Chemistry	1	\$200,000.00	8	\$1,600,387.00
Computer Science	0	\$0.00	3	\$559,270.00
Mathematics	1	\$79,676.00	4	\$158,306.00
Biomedical Research and Infrastructure Center (BRIC)	0	\$0.00	1	\$279,767.00
TOTAL	2	\$279,676.00	22	\$3,117,219.00
SOCIAL SCIENCES DEPARTMENTS				
Behavioral Sciences	0	\$0.00	0	\$0.00
Communication and Media Studies	0	\$0.00	1	\$101,533.00
History, Politics and Social Justice	0	\$0.00	0	\$0.00
Psychological Sciences	0	\$0.00	1	\$13,340.00
Center for Community Safety	0	\$0.00	0	\$0.00
TOTAL	0	\$0.00	2	\$114,873.00
SCHOOL OF HEALTH SCIENCES				
Office of the Dean	0	\$0.00	2	\$556,899.19
Center of Excellence for the Elimination of Health Disparities	0	\$0.00	2	\$54,500.00
Clinical Laboratory Science	0	\$0.00	1	\$2,500.00
Exercise Physiology	0	\$0.00	0	\$0.00
Healthcare Management	0	\$0.00	0	\$0.00
Nursing	3	\$1,092,515.00	4	\$1,097,515.00
Occupational Therapy	0	\$0.00	0	\$0.00
Physical Therapy	1	\$147,626.00	2	\$276,629.00
Rehabilitation Counseling	0	\$0.00	4	\$746,995.00
Social Work	0	\$0.00	0	\$0.00
Therapeutic Recreation	0	\$0.00	0	\$0.00
TOTAL	4	\$1,240,141.00	15	\$2,735,038.19

**WINSTON-SALEM STATE UNIVERSITY
AWARDS RECEIVED BY DEPARTMENTS/UNITS
MONTH OF MAY 2019**

CURRENT MONTH

CUMULATIVE FISCAL YEAR TO DATE
JULY 1, 2018- MAY 31, 2019

DEPARTMENT/UNITS	NUMBER	AMOUNT	NUMBER	AMOUNT
ADMINISTRATIVE UNITS				
OFFICE OF THE CHANCELLOR	0	\$0.00	0	\$0.00
Athletics	0	\$0.00	0	\$0.00
TOTAL	0	\$0.00	0	\$0.00
ACADEMIC AFFAIRS				
Office of the Provost	0	\$0.00	0	\$0.00
Simon G. Atkins Community Development Center	0	\$0.00	0	\$0.00
C.G. O'Kelly Library	0	\$0.00	1	\$3,000.00
Counseling Services	0	\$0.00	0	\$0.00
Enrollment Management (Admissions, Financial Aid, Regist	0	\$0.00	0	\$0.00
Information Technology	0	\$0.00	0	\$0.00
Institutional Planning, Assessment & Research	0	\$0.00	0	\$0.00
Student Health Services	0	\$0.00	0	\$0.00
Title III	0	\$0.00	2	\$6,142,339.00
Undergraduate Research	0	\$0.00	1	\$16,000.00
University College and Lifelong Learning (UCaLL)	0	\$0.00	0	\$0.00
Student Support Services	0	\$0.00	1	\$266,027.00
TOTAL	0	\$0.00	5	\$6,427,366.00
TOTAL	0	\$0.00	0	\$0.00
FINANCE ADMINISTRATION				
Office of the Vice Chancellor	0	\$0.00	0	\$0.00
Campus Police	0	\$0.00	0	\$0.00
Facilities Planning and Engineering	0	\$0.00	0	\$0.00
TOTAL	0	\$0.00	0	\$0.00
GRAND TOTALS	7	\$1,555,923.00	54	\$12,893,813.19

**WINSTON-SALEM STATE UNIVERSITY
AWARDS RECEIVED BY
SCHOOLS/COLLEGE/UNITS
MONTH OF MAY 2019**

COLLEGE/SCHOOLS/UNITS	CURRENT MONTH		CUMULATIVE FISCAL YEAR TO DATE JULY 1, 2018 - MAY 30, 2019		
	NUMBER	AMOUNT	NUMBER	AMOUNT	% Of Total
THE COLLEGE OF WINSTON SALEM STATE UNIV	3	\$315,782.00	34	\$3,731,409.00	28.05%
SCHOOL OF HEALTH SCIENCES	4	\$1,240,141.00	15	\$2,735,038.19	21.21%
ADMINISTRATIVE UNITS	0	\$0.00	5	\$6,427,366.00	49.85%
Total	7	\$1,555,923.00	54	\$12,893,813.19	99%

FISCAL YEAR 2018

MONTH OF MAY 2018

NUMBER	4
AMOUNT	\$547,728.00

CUMULATIVE FY COMPARISON (JULY 1, 2017 - MAY 31, 2018)	
NUMBER	46
AMOUNT	\$10,170,613.16

FY TOTALS (JULY 1, 2017 - JUNE 30, 2018)	
NUMBER	50
AMOUNT	\$11,274,723.16

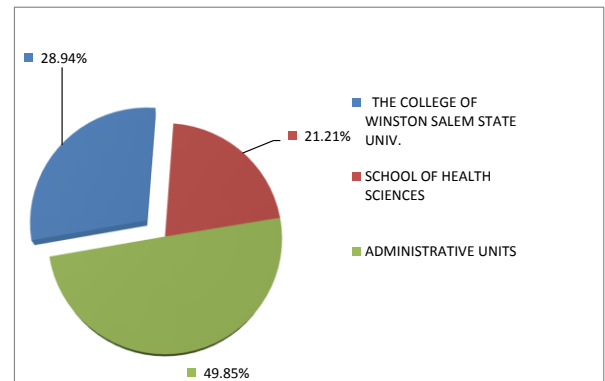
FISCAL YEAR 2019

JULY 1, 2018 - MAY 31, 2019

NUMBER	54
AMOUNT	\$12,893,813.19

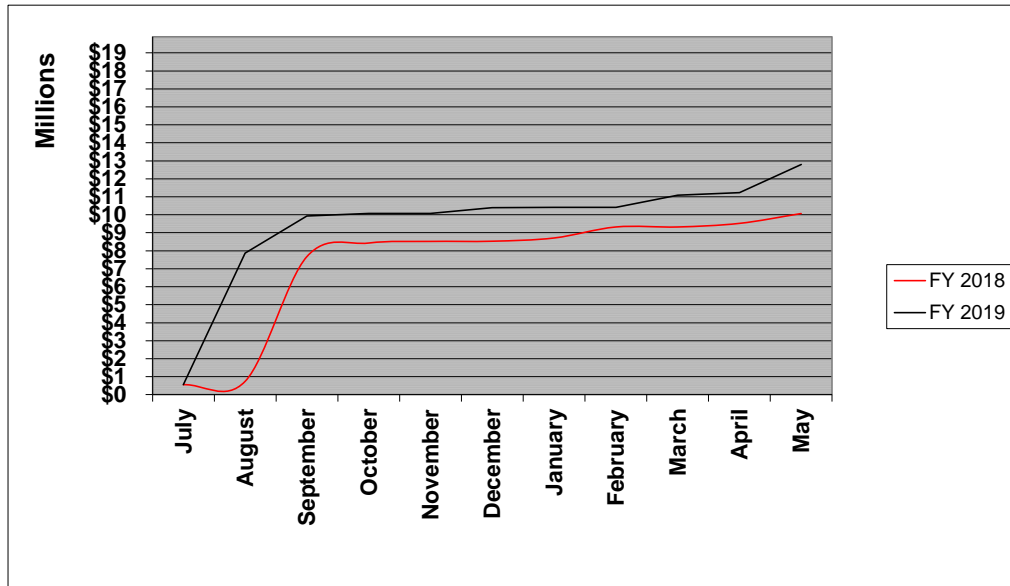
Note: Percent Change in Dollar Amount Received From Last Year 26.78%

Note: Percent Change in Number of Awards Received From Last Year 17.39%



COMPARISON OF FY18 AND FY19 AWARDS RECEIVED

Awards	July	August	September	October	November	December	January	February	March	April	May	June	July
FY 2018	\$ 653,381.00	\$ 844,100.00	\$ 7,779,011.00	\$ 8,530,687.00	\$ 8,620,687.00	\$ 8,630,687.00	\$ 8,810,687.00	\$ 9,423,477.00	\$ 9,423,477.00	\$ 9,622,885.00	\$ 10,170,613.00		
FY 2019	\$ 649,678.29	\$ 7,970,051.29	\$ 10,038,916.00	\$ 10,181,206.29	\$ 10,181,206.29	\$ 10,498,101.29	\$ 10,513,335.19	\$ 10,513,335.19	\$ 11,193,102.19	\$ 11,337,890.19	\$ 12,893,813.00		



* Cumulative to Date

MAY 2019 AWARDS

PROPOSAL NO	Acct #	AWARD TITLE	ORIGINAL PI	Co-PI	Sponsor	DEPARTMENT	BEGIN DATE	END DATE	AWARD AMOUNT	DOLLARS FEED DATE
19-0066	211286	Enhancing Student Success in Gateway and STEM Courses at Winston-Salem State University	Moses-Snipes, Pamela	Payne, Catherine; Ingram, Frank; Foote, Tracy;	University of North Carolina System Office(UNC SysOff)	Mathematics	6/1/2019	5/31/2020	\$79,676.00	5/22/2019
17-0059	211209	Faith Based Prevention & Wellness Site Development	Barber , Jasmine	Barber, Diane; Maness, Lisa;	Northwest Area Health Education Center (AHEC)	Nursing	9/1/2017	5/31/2018	\$10,000.00	5/31/2019
19-0032	211287	RESEARCH: A Membrane Sampler for Environmental Quality Assurance	Kanu, A. Bakarr		National Science Foundation (NSF)	Chemistry	6/1/2019	5/31/2021	\$200,000.00	5/13/2019
16-0048	211183	Scholarship fs for Disadvantaged Students: BSN	Tyson, Teresa		DHHS Health Resources and Services Administration (HRSA)	Nursing	7/1/2016	6/30/2020	\$645,155.00	5/17/2019
19-0054	211285	WSSU and Piedmont Partners in Fall Prevention	Migliarese, Sara	Criminger, Christina; Bell, Cynthia; Garner, LaVerene; Edwards, Megan; Smith, Nancy;	DHHS Administration on Aging (AoA)	Physical Therapy	5/1/2019	4/30/2022	\$147,626.00	5/3/2019
19-0053	211288	WSSU Girls Empowered by Math and Science in Transportation (WSSU GEMS-T)	Johnson, Denise		North Carolina Department of Transportation (NCDOT)	Education	6/1/2019	11/30/2019	\$36,106.00	5/20/2019

PROPOSAL NO	Acct #	AWARD TITLE	ORIGINAL PI	Co-PI	Sponsor	DEPARTMENT	BEGIN DATE	END DATE	AWARD AMOUNT	DOLLARS FEED DATE
16-0053	211182	WSSU-Primary Care FNP-SDS Program	Roberts, Dionne		DHHS Health Resources and Services Administration (HRSA)	Nursing	7/1/2016	6/30/2020	\$437,360.00	5/20/2019
								Total:	\$1,555,923.00	