

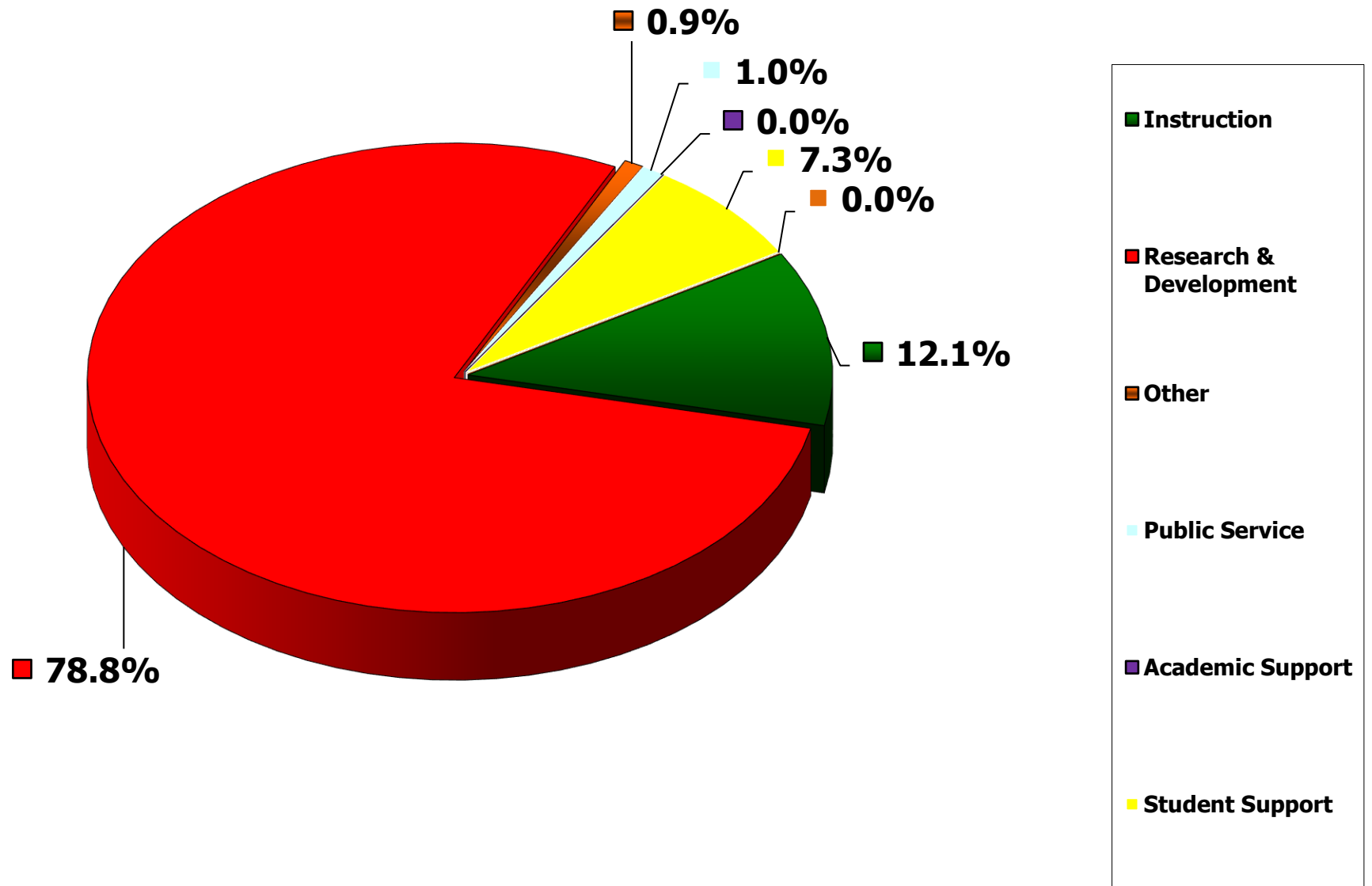
**WINSTON-SALEM STATE UNIVERSITY
AWARDS RECEIVED BY CATEGORY
MONTH OF NOVEMBER 2018**

CURRENT MONTH

**CUMULATIVE FISCAL YEAR TO DATE
JULY 1, 2017 - NOVEMBER 30, 2018**

CATEGORY	NUMBER	AMOUNT	CUMULATIVE	AMOUNT	% OF TOTAL
Instruction	0	\$0.00	7	\$1,230,151.29	12.08%
Research & Development	0	\$0.00	19	\$8,018,062.00	78.75%
Other	0	\$0.00	3	\$89,267.00	0.88%
Public Service	0	\$0.00	1	\$101,533.00	1.00%
Academic Support	0	\$0.00	0	\$0.00	0.00%
Student Support	0	\$0.00	2	\$742,193.00	7.29%
Student Services	0	\$0.00	0	\$0.00	0.00%
TOTALS	0	\$0.00	32	\$10,181,206.29	100.00%

WINSTON-SALEM STATE UNIVERSITY
CUMULATIVE AWARDS RECEIVED BY CATEGORY
AS OF NOVEMBER 2018



**WINSTON-SALEM STATE UNIVERSITY
AWARDS RECEIVED BY SPONSOR
MONTH OF NOVEMBER 2018**

SPONSOR	CURRENT MONTH		CUMULATIVE FISCAL YEAR TO DATE JULY 1, 2018 - NOVEMBER 30, 2018	
	NUMBER	AMOUNT	NUMBER	AMOUNT
FEDERAL				
Dept of Education	0	\$0.00	8	\$7,631,527.00
Dept of Health and Human Services (HHS) National Institutes of Health (NIH)	0	\$0.00	0	\$0.00
National Science Foundation (NSF)	0	\$0.00	7	\$1,997,643.00
TOTAL	0	\$0.00	15	\$9,629,170.00
FOUNDATION				
TOTAL	0	\$0.00	0	\$0.00
STATE OF NORTH CAROLINA				
TOTAL	0	\$0.00	0	\$0.00
NC LOCAL				
	0	\$0.00	0	\$0.00
TOTAL	0	\$0.00	0	\$0.00
BUSINESS & INDUSTRY				
TOTAL	0	\$0.00	0	\$0.00
COLLEGES & UNIVERSITIES				
North Carolina State University	0	\$0.00	4	\$104,728.00
Wake Forest Baptist Medical Center Clinical and Translational Science Institute (CTSI)	0	\$0.00	1	\$5,000.00
Wake Forest University Health Sciences	0	\$0.00	3	\$167,167.00
Spelman College	0	\$0.00	1	\$13,340.00
University of North Carolina School of the Arts (UNC-SA)	0	\$0.00	1	\$30,000.00
University of North Carolina School AT Chapel Hill (UNC-CH)	0	\$0.00	0	\$4,536.00
University of North Carolina General Administration (UNC-GA)	0	\$0.00	1	\$24,500.00
TOTAL	0	\$0.00	11	\$349,271.00
OTHER AGENCIES				
Corporation for Public Broadcasting	0	\$0.00	1	\$101,533.00
United Way of Forsyth County	0	\$0.00	1	\$80,732.29
Depart of Interior US Fish and Wildlife service	0	\$0.00	1	\$2,000.00
American Society for Clinical Pathoogy 9ASCP)	0	\$0.00	1	\$2,500.00
Council on Undergraduate Research (CUR)	0	\$0.00	1	\$16,000.00
TOTAL	0	\$0.00	5	\$202,765.29
GRAND TOTALS	0	\$0.00	31	\$10,181,206.29

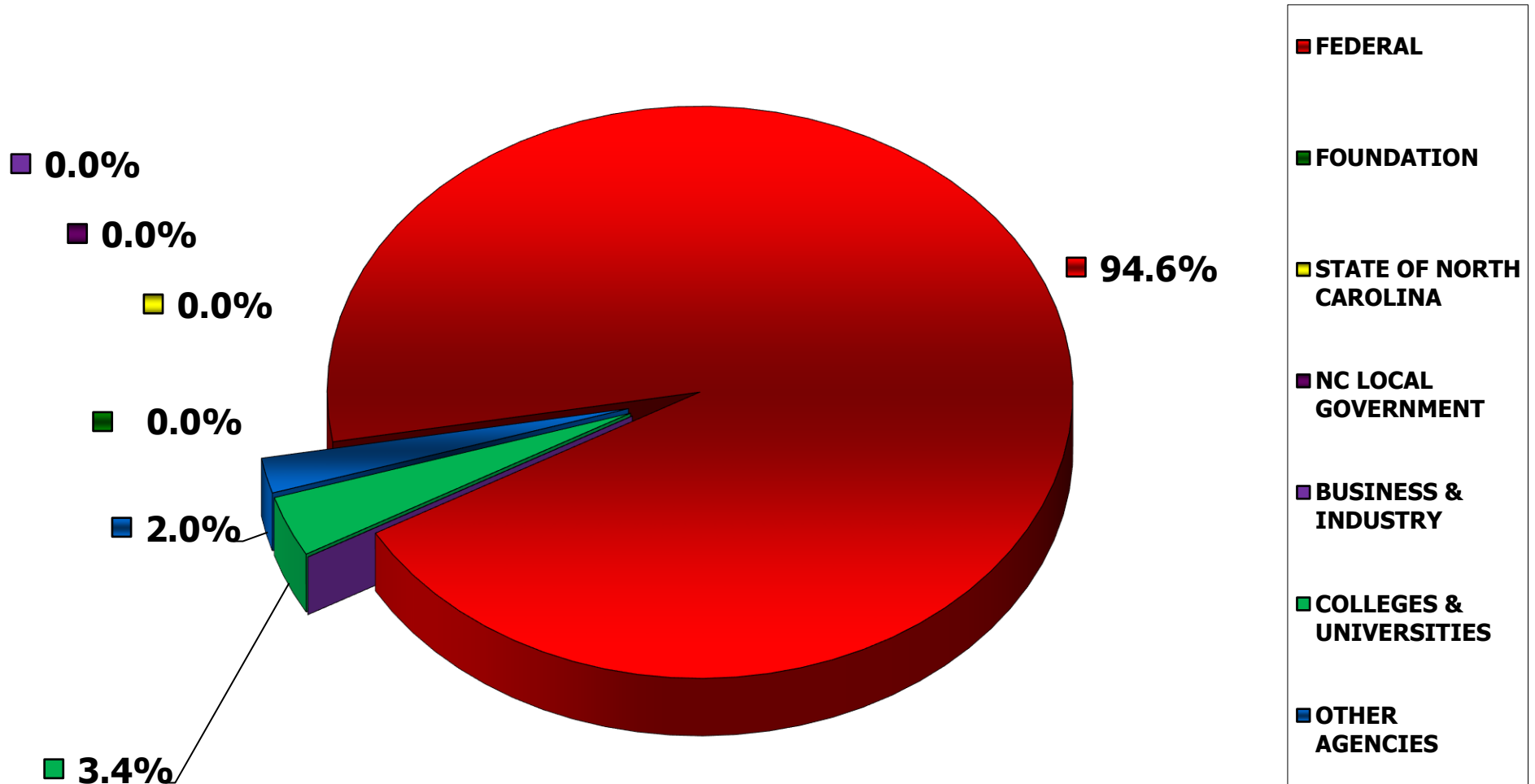
**WINSTON-SALEM STATE
UNIVERSITY
AWARDS RECEIVED BY SPONSOR
MONTH OF NOVEMBER 2018**

CURRENT MONTH

**CUMULATIVE FISCAL YEAR TO DATE
JULY 1, 2018 - NOVEMBER 30, 2018**

SPONSOR	NUMBER	AMOUNT	NUMBER	AMOUNT	% OF TOTAL
FEDERAL	0	\$0.00	15	\$9,629,170.00	95%
FOUNDATION	0	\$0.00	0	\$0.00	0%
STATE OF NORTH CAROLINA	0	\$0.00	0	\$0.00	0%
NC LOCAL GOVERNMENT	0	\$0.00	0	\$0.00	0%
BUSINESS & INDUSTRY	0	\$0.00	0	\$0.00	0%
COLLEGES & UNIVERSITIES	0	\$0.00	11	\$349,271.00	3%
OTHER AGENCIES	0	\$0.00	5	\$202,765.29	2%
GRAND TOTALS	0	\$0.00	31	\$10,181,206.29	100%

WINSTON-SALEM STATE UNIVERSITY CUMULATIVE AWARDS RECEIVED BY SPONSOR AS OF NOVEMBER 30, 2018



**WINSTON-SALEM STATE UNIVERSITY
AWARDS RECEIVED BY DEPARTMENTS/UNITS
MONTH OF NOVEMBER 2018**

DEPARTMENT/UNITS	CURRENT MONTH		CUMULATIVE FISCAL YEAR TO DATE JULY 1, 2018-NOVEMBER, 2018	
	NUMBER	AMOUNT	NUMBER	AMOUNT
THE COLLEGE OF WINSTON SALEM STATE UNIVERSITY				
Office of the Dean	0	\$0.00	0	\$0.00
Center for Design and Innovation (CDI)	0	\$0.00	0	\$0.00
International Programs	0	\$0.00	1	\$4,536.00
TOTAL	0	\$0.00	1	\$4,536.00
ARTS & HUMANITIES DEPARTMENTS				
Art & Visual Studies	0	\$0.00	0	\$0.00
English	0	\$0.00	0	\$0.00
Liberal Studies	0	\$0.00	0	\$0.00
Music	0	\$0.00	0	\$0.00
World Languages and Cultures	0	\$0.00	0	\$0.00
Diggs Gallery	0	\$0.00	0	\$0.00
TOTAL	0	\$0.00	0	\$0.00
BUSINESS DEPARTMENTS				
Accounting & Management Information Systems	0	\$0.00	0	\$0.00
Economics and Finance	0	\$0.00	0	\$0.00
Management and Marketing	0	\$0.00	0	\$0.00
Center for Economic Analysis	0	\$0.00	0	\$0.00
Center for Entrepreneurship	0	\$0.00	0	\$0.00
Center for Excellence in Financial Services	0	\$0.00	0	\$0.00
Center for Study of Economic Mobility	0	\$0.00	0	\$0.00
Small Business Technology Development Center (SBTDC)	0	\$0.00	1	\$81,731.00
TOTAL	0	\$0.00	1	\$81,731.00
EDUCATION DEPARTMENTS				
Education	0	\$0.00	0	\$0.00
Health & Physical Education and Sports Studies	0	\$0.00	0	\$0.00
Human Service Studies	0	\$0.00	0	\$0.00
Mathematics, Science and Technology Education	0	\$0.00	1	\$5,751.00
Maya Angelou Institute	0	\$0.00	0	\$0.00
TOTAL	0	\$0.00	1	\$5,751.00
NATURAL AND PHYSICAL SCIENCES				
Biological Sciences	0	\$0.00	3	\$97,975.00
Chemistry	0	\$0.00	4	\$1,362,395.00
Computer Science	0	\$0.00	3	\$559,270.00
Mathematics	0	\$0.00	1	\$32,413.00
Biomedical Research and Infrastructure Center (BRIC)	0	\$0.00	0	\$0.00
TOTAL	0	\$0.00	11	\$2,052,053.00
SOCIAL SCIENCES DEPARTMENTS				
Behavioral Sciences	0	\$0.00	0	\$0.00
Communication and Media Studies	0	\$0.00	1	\$101,533.00
History, Politics and Social Justice	0	\$0.00	0	\$0.00
Psychological Sciences	0	\$0.00	1	\$13,340.00
Center for Community Safety	0	\$0.00	0	\$0.00
TOTAL	0	\$0.00	2	\$114,873.00
SCHOOL OF HEALTH SCIENCES				
Office of the Dean	0	\$0.00	2	\$556,898.29
Center of Excellence for the Elimination of Health Disparities	0	\$0.00	2	\$54,500.00
Clinical Laboratory Science	0	\$0.00	1	\$2,500.00
Exercise Physiology	0	\$0.00	0	\$0.00
Healthcare Management	0	\$0.00	0	\$0.00
Nursing	0	\$0.00	1	\$5,000.00
Occupational Therapy	0	\$0.00	0	\$0.00
Physical Therapy	0	\$0.00	1	\$129,003.00
Rehabilitation Counseling	0	\$0.00	4	\$746,995.00
Social Work	0	\$0.00	0	\$0.00
Therapeutic Recreation	0	\$0.00	0	\$0.00
TOTAL	0	\$0.00	11	\$1,494,896.29

**WINSTON-SALEM STATE UNIVERSITY
AWARDS RECEIVED BY DEPARTMENTS/UNITS
MONTH OF NOVEMBER 2018**

CURRENT MONTH

**CUMULATIVE FISCAL YEAR TO DATE
JULY 1, 2018-NOVEMBER, 2018**

DEPARTMENT/UNITS	NUMBER	AMOUNT	NUMBER	AMOUNT
ADMINISTRATIVE UNITS				
OFFICE OF THE CHANCELLOR	0	\$0.00	0	\$0.00
Athletics	0	\$0.00	0	\$0.00
TOTAL	0	\$0.00	0	\$0.00
ACADEMIC AFFAIRS				
Office of the Provost	0	\$0.00	0	\$0.00
Simon G. Atkins Community Development Center	0	\$0.00	0	\$0.00
C.G. O'Kelly Library	0	\$0.00	1	\$3,000.00
Counseling Services	0	\$0.00	0	\$0.00
Enrollment Management (Admissions, Financial Aid, Regist	0	\$0.00	0	\$0.00
Information Technology	0	\$0.00	0	\$0.00
Institutional Planning, Assessment & Research	0	\$0.00	0	\$0.00
Student Health Services	0	\$0.00	0	\$0.00
Title III	0	\$0.00	2	\$6,142,339.00
Undergraduate Research	0	\$0.00	1	\$16,000.00
University College and Lifelong Learning (UCaLL)	0	\$0.00	0	\$0.00
Student Support Services	0	\$0.00	1	\$266,027.00
TOTAL	0	\$0.00	5	\$6,427,366.00
TOTAL	0	\$0.00	0	\$0.00
FINANCE ADMINISTRATION				
Office of the Vice Chancellor	0	\$0.00	0	\$0.00
Campus Police	0	\$0.00	0	\$0.00
Facilities Planning and Engineering	0	\$0.00	0	\$0.00
TOTAL	0	\$0.00	0	\$0.00
GRAND TOTALS	0	\$0.00	32	\$10,181,206.29

**WINSTON-SALEM STATE UNIVERSITY
AWARDS RECEIVED BY
SCHOOLS/COLLEGE/UNITS
MONTH OF NOVEMBER 2018**

COLLEGE/SCHOOLS/UNITS	CURRENT MONTH		CUMULATIVE FISCAL YEAR TO DATE JULY 1, 2018 - NOVEMBER 30, 2018		
	NUMBER	AMOUNT	NUMBER	AMOUNT	% Of Total
THE COLLEGE OF WINSTON SALEM STATE UNIV	0	\$0.00	16	\$2,258,944.00	21.06%
SCHOOL OF HEALTH SCIENCES	0	\$0.00	11	\$1,494,896.29	14.68%
ADMINISTRATIVE UNITS	0	\$0.00	5	\$6,427,366.00	63.13%
Total	0	\$0.00	32	\$10,181,206.29	99%

FISCAL YEAR 2018

MONTH OF NOVEMBER 2017

NUMBER	2
AMOUNT	\$90,000.00

CUMULATIVE FY COMPARISON (JULY 1, 2017 - NOVEMBER 30, 2017)

NUMBER	30
AMOUNT	\$8,620,687.00

FY TOTALS (JULY 1, 2017 - JUNE 30, 2018)

NUMBER	50
AMOUNT	\$11,274,723.16

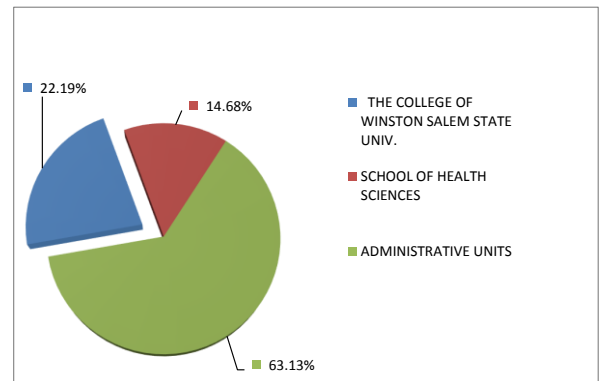
FISCAL YEAR 2019

JULY 1, 2018 - NOVEMBER 2018

NUMBER	32
AMOUNT	\$10,181,206.29

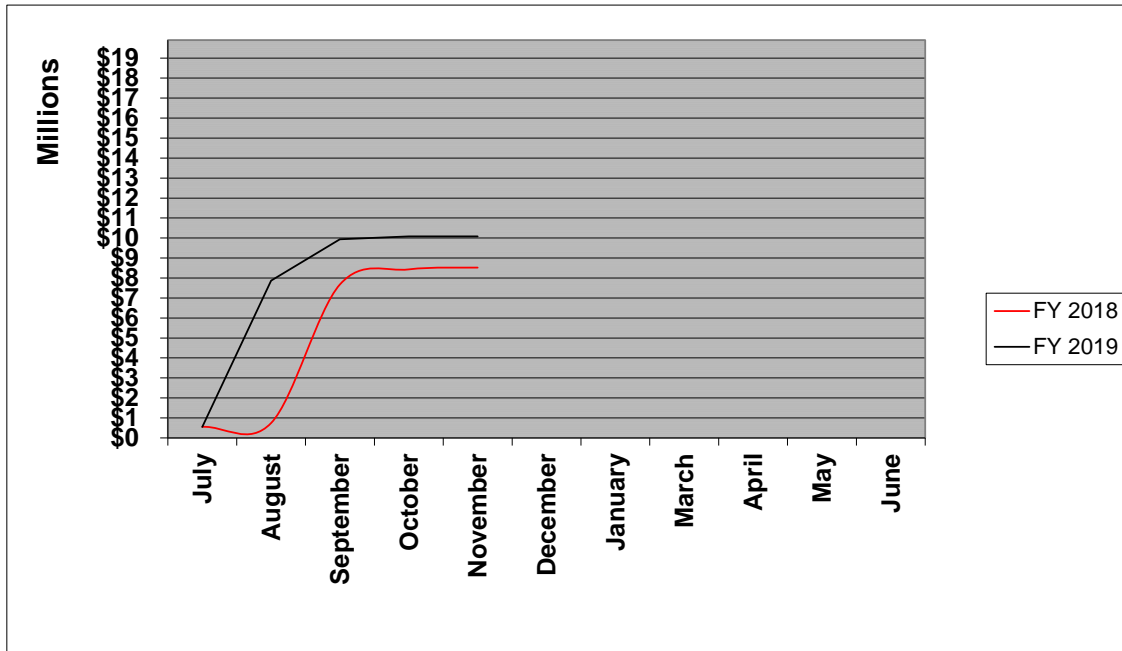
Note: Percent Change in Dollar Amount Received From Last Year 18.10%

Note: Percent Change in Number of Awards Received From Last Year 6.67%



COMPARISON OF FY18 AND FY19 AWARDS RECEIVED

Awards	July	August	September	October	November	December	January	March	April	May	June
FY 2018	\$ 653,381.00	\$ 844,100.00	\$ 7,779,011.00	\$ 8,530,687.00	\$ 8,620,687.00						
FY 2019	\$ 649,678.29	\$ 7,970,051.29	\$ 10,038,916.00	\$ 10,181,206.29	\$ 10,181,206.29						



* Cumulative to Date

RAMSeS
Month of November 2018
Awards Report

PROPOSAL NO	Acct #	AWARD TITLE	ORIGINAL PI	Co-PI	Sponsor	DEPARTMENT	BEGIN DATE	END DATE	AWARD AMOUNT	DOLLARS FEED DATE
No Entries to Report										